


Final Result List - Men


Mike Hamel  
Race Director



Rank	StNr	Name	NAT	Age	Gender	Quali Run 1	Quali Run 2	Quali Total	Final Top 52	Final Top 28	Final Top 16	Qualified for
1	5	SUTTON Sam	NZL	29	Male	1:13,56 (3)	1:15,15 (10)	2:28,71 (5)	0:55,30 (2)	0:55,02 (3)	0:54,89	Final Top 16
2	8	SERRASOLSES Aniol	ESP	26	Male	1:14,84 (12)	1:14,98 (7)	2:29,82 (8)	0:56,46 (7)	0:57,10 (14)	0:55,17	Final Top 16
3	14	GRIMM Alexander	GER	31	Male	1:15,16 (13)	1:15,64 (17)	2:30,80 (14)	0:57,12 (14)	0:56,31 (8)	0:55,39	Final Top 16
4	4	JACKSON Dane	USA	24	Male	1:14,26 (7)	1:14,36 (4)	2:28,62 (4)	0:55,63 (4)	0:53,80 (1)	0:55,85	Final Top 16
5	9	DAWSON Mike	NZL	30	Male	1:14,01 (5)	1:15,84 (20)	2:29,85 (9)	0:56,80 (10)	0:56,87 (12)	0:55,94	Final Top 16
6	3	RAMAZZA Michele	ITA	32	Male	1:13,47 (2)	1:14,75 (6)	2:28,22 (3)	0:57,22 (15)	0:56,45 (9)	0:55,97	Final Top 16
7	1	LAUNAY Antoine	POR	24	Male	1:13,81 (4)	1:12,68 (1)	2:26,49 (1)	0:56,98 (12)	0:55,42 (5)	0:56,36	Final Top 16
8	12	VOORHEES Alec	USA	20	Male	1:14,47 (10)	1:16,12 (26)	2:30,59 (12)	0:56,16 (6)	0:58,42 (18)	0:56,47	Final Top 16
9	21	SUTTON Jamie	NZL	28	Male	1:16,75 (33)	1:15,33 (12)	2:32,08 (21)	0:57,56 (20)	0:57,14 (15)	0:56,78	Final Top 16
10	7	AIGNER Hannes	GER	28	Male	1:14,28 (8)	1:15,13 (9)	2:29,41 (7)	0:57,07 (13)	0:54,65 (2)	0:56,82	Final Top 16
11	16	BUCHTEL Michal	CZE	30	Male	1:14,61 (11)	1:16,54 (33)	2:31,15 (16)	0:55,68 (5)	0:55,20 (4)	0:56,94	Final Top 16
11	17	DUMOULIN Mathieu	FRA	30	Male	1:16,09 (22)	1:15,08 (8)	2:31,17 (17)	0:59,30 (33)	0:56,23 (7)	0:56,94	Final Top 16
13	28	LÄMMLER Sven	SUI	23	Male	1:15,56 (18)	1:17,22 (41)	2:32,78 (28)	1:01,31 (44)	0:56,81 (11)	0:57,53	Final Top 16
14	13	SARASOLA Mikel	ESP	30	Male	1:16,61 (28)	1:14,11 (2)	2:30,72 (13)	0:56,46 (8)	0:56,50 (10)	0:57,65	Final Top 16
15	6	DEGUIL Eric	FRA	36	Male	1:13,34 (1)	1:15,53 (16)	2:28,87 (6)	0:57,49 (18)	0:58,55 (20)	0:57,69	Final Top 16
16	10	TROUTMAN Nicholas	CAN	28	Male	1:15,37 (16)	1:14,70 (5)	2:30,07 (10)	0:56,94 (11)	0:55,78 (6)	0:59,76	Final Top 16
17	2	HRADILEK Vavrinec	CZE	30	Male	1:14,02 (6)	1:14,13 (3)	2:28,15 (2)	0:54,41 (1)	0:56,92 (13)		Final Top 28
18	11	CAUSSANEL Nicolas	FRA	27	Male	1:14,45 (9)	1:15,87 (21)	2:30,32 (11)	0:57,42 (17)	0:57,60 (16)		Final Top 28
19	18	VOSKOBOYNIKOV Egor	RUS	31	Male	1:15,56 (18)	1:15,75 (19)	2:31,31 (18)	0:58,65 (25)	0:57,73 (17)		Final Top 28
20	22	LE MORVAN Jonas	FRA	25	Male	1:16,33 (25)	1:15,91 (22)	2:32,24 (22)	0:58,97 (29)	0:58,45 (19)		Final Top 28
21	19	WATKINS Daniel	AUS	21	Male	1:15,31 (15)	1:16,37 (31)	2:31,68 (19)	0:57,97 (24)	0:59,04 (21)		Final Top 28
22	29	SALVAT CUEVAS Ian	ESP	20	Male	1:16,84 (36)	1:16,06 (24)	2:32,90 (29)	0:55,49 (3)	0:59,11 (22)		Final Top 28
23	43	DENNIS Tad	USA	33	Male	1:16,81 (35)	1:17,81 (50)	2:34,62 (43)	0:57,61 (21)	0:59,37 (23)		Final Top 28
24	26	DÖRFLER Fabian	GER	34	Male	1:15,54 (17)	1:17,09 (38)	2:32,63 (26)	0:57,53 (19)	0:59,42 (24)		Final Top 28
25	30	ORTON Bren	GBR	23	Male	1:16,70 (31)	1:16,33 (30)	2:33,03 (30)	0:56,53 (9)	0:59,66 (25)		Final Top 28
26	32	SOERENSEN Jesper	DEN	28	Male	1:16,90 (38)	1:16,31 (28)	2:33,21 (32)	0:57,26 (16)	1:00,86 (26)		Final Top 28
27	20	SIECH Maximilian	GER	27	Male	1:16,20 (23)	1:15,66 (18)	2:31,86 (20)	0:57,93 (23)	1:01,93 (27)		Final Top 28
28	15	LASKO Honza	CZE	40	Male	1:15,68 (21)	1:15,36 (14)	2:31,04 (15)	1:00,64 (40)	1:06,51 (28)		Final Top 28
29	27	KLOTZNER Daniel	ITA	25	Male	1:17,39 (46)	1:15,34 (13)	2:32,73 (27)	0:57,86 (22)			Final Top 52
30	40	SCHMITT Thilo	GER	34	Male	1:17,89 (57)	1:16,31 (28)	2:34,20 (40)	0:58,69 (26)			Final Top 52

Final Result List - Men

Mike Hamel  
Race Director



Rank	StNr	Name	NAT	Age	Gender	Quali Run 1	Quali Run 2	Quali Total	Final Top 52	Final Top 28	Final Top 16	Qualified for
31	34	BRUNETTI Filippo	ITA	33	Male	1:17,13 (41)	1:16,19 (27)	2:33,32 (34)	0:58,74 (27)			Final Top 52
32	51	RONGA Paolo	ITA	24	Male	1:17,69 (54)	1:18,63 (60)	2:36,32 (51)	0:58,83 (28)			Final Top 52
33	24	MATTERN Adrian	GER	22	Male	1:15,61 (20)	1:16,87 (34)	2:32,48 (24)	0:59,01 (30)			Final Top 52
34	45	HASLBERGER Quirin	GER	22	Male	1:17,39 (46)	1:17,67 (46)	2:35,06 (45)	0:59,13 (31)			Final Top 52
35	41	DEUTSCH Matthias	ITA	24	Male	1:16,67 (30)	1:17,54 (44)	2:34,21 (41)	0:59,26 (32)			Final Top 52
36	48	CSONKA Peter	SVK	32	Male	1:17,83 (55)	1:17,72 (49)	2:35,55 (48)	0:59,60 (34)			Final Top 52
37	49	KRPIC Andraz	SLO	33	Male	1:18,14 (60)	1:17,56 (45)	2:35,70 (49)	0:59,93 (35)			Final Top 52
38	44	LEGAT Viktor	CZE	47	Male	1:18,29 (61)	1:16,51 (32)	2:34,80 (44)	1:00,27 (36)			Final Top 52
39	46	YOSHIDA Taku	JPN	29	Male	1:17,19 (42)	1:18,01 (51)	2:35,20 (46)	1:00,52 (37)			Final Top 52
40	33	TURIN Julien	FRA	38	Male	1:16,25 (24)	1:16,97 (35)	2:33,22 (33)	1:00,55 (38)			Final Top 52
41	52	CASTILLO José (Momo)	CHI	35	Male	1:17,28 (45)	1:19,05 (66)	2:36,33 (52)	1:00,63 (39)			Final Top 52
42	42	KODADA Mira	CZE	35	Male	1:17,55 (50)	1:17,06 (37)	2:34,61 (42)	1:00,72 (41)			Final Top 52
43	23	SERRASOLSES Gerd	ESP	29	Male	1:16,90 (38)	1:15,39 (15)	2:32,29 (23)	1:01,18 (42)			Final Top 52
44	39	HALLER Daniel	ITA	32	Male	1:16,70 (31)	1:17,31 (42)	2:34,01 (39)	1:01,31 (43)			Final Top 52
45	35	DE MEULENAERE Lane	BEL	21	Male	1:17,23 (44)	1:16,11 (25)	2:33,34 (35)	1:01,59 (45)			Final Top 52
46	25	KOLAR Honza	CZE	36	Male	1:16,54 (27)	1:15,95 (23)	2:32,49 (25)	1:02,19 (46)			Final Top 52
47	37	FARROW Gareth	GBR	25	Male	1:16,62 (29)	1:17,33 (43)	2:33,95 (37)	1:02,69 (47)			Final Top 52
48	31	LONG Tren	USA	35	Male	1:17,88 (56)	1:15,31 (11)	2:33,19 (31)	1:03,58 (48)			Final Top 52
49	36	TRIFONOV Artem	RUS	32	Male	1:15,16 (13)	1:18,45 (55)	2:33,61 (36)	1:03,62 (49)			Final Top 52
50	47	KOZLACHKOV Ivan	RUS	30	Male	1:18,06 (58)	1:17,18 (40)	2:35,24 (47)	1:03,89 (50)			Final Top 52
51	38	MITCHELL Phil	GBR	24	Male	1:16,84 (36)	1:17,13 (39)	2:33,97 (38)	1:04,29 (51)			Final Top 52
52	50	MEAD Edward	GBR	26	Male	1:17,48 (48)	1:18,59 (59)	2:36,07 (50)	1:05,28 (52)			Final Top 52
53	Q 71	BERNOT Arthur	FRA	24	Male	1:17,63 (52)	1:18,84 (63)	2:36,47 (53)				Qualification
54	Q 53	WILLIAMS Peter	GBR	20	Male	1:19,44 (78)	1:17,04 (36)	2:36,48 (54)				Qualification
55	Q 91	BRUNNER Andi	AUT	19	Male	1:18,06 (58)	1:18,56 (57)	2:36,62 (55)				Qualification
56	Q 92	PEETERS Bram	BEL	26	Male	1:18,47 (63)	1:18,34 (53)	2:36,81 (56)				Qualification
57	Q 131	FRANCO Marcio Augusto	BRA	37	Male	1:19,55 (80)	1:17,70 (48)	2:37,25 (57)				Qualification
58	Q 83	LUKIN Alexey	RUS	32	Male	1:18,75 (66)	1:18,58 (58)	2:37,33 (58)				Qualification
59	Q 127	JOHNSTON Ben	GBR	21	Male	1:19,00 (71)	1:18,54 (56)	2:37,54 (59)				Qualification
60	Q 134	CAMPANA Adolfo	PER	38	Male	1:17,54 (49)	1:20,04 (78)	2:37,58 (60)				Qualification

Timing & Resulting Service provided by Global-Sportsservice

<http://www.global-sportsservice.com>



Final Result List - Men

Mike Hamel  
Race Director



Rank	StNr	Name	NAT	Age	Gender	Quali Run 1	Quali Run 2	Quali Total	Final Top 52	Final Top 28	Final Top 16	Qualified for
61	Q 104	PRINDIS Vit	CZE	28	Male	1:16,51 (26)	1:21,23 (87)	2:37,74 (61)				Qualification
62	Q 70	RICHARD Thomas	FRA	20	Male	1:19,08 (73)	1:18,70 (62)	2:37,78 (62)				Qualification
62	Q 102	TYKAL Jiri	CZE	25	Male	1:19,53 (79)	1:18,25 (52)	2:37,78 (62)				Qualification
64	Q 123	DE RUYTTER Michiel	BEL	25	Male	1:18,84 (67)	1:19,34 (71)	2:38,18 (64)				Qualification
65	Q 84	BERNARD Valentin	FRA	27	Male	1:19,04 (72)	1:19,16 (69)	2:38,20 (65)				Qualification
66	Q 114	BLODER Marcel	AUT	27	Male	1:19,55 (80)	1:18,67 (61)	2:38,22 (66)				Qualification
67	Q 151	BABUIN Marco	ITA	27	Male	1:16,97 (40)	1:21,31 (88)	2:38,28 (67)				Qualification
68	Q 132	SEDIVY Jakub	CZE	31	Male	1:19,31 (76)	1:19,08 (67)	2:38,39 (68)				Qualification
69	Q 107	FARINA Giordano	ITA	18	Male	1:19,59 (82)	1:18,93 (64)	2:38,52 (69)				Qualification
70	Q 115	PAULUS Arthur	FRA	22	Male	1:21,23 (96)	1:17,69 (47)	2:38,92 (70)				Qualification
71	Q 73	PICCO Adrien	FRA	22	Male	1:18,84 (67)	1:20,11 (79)	2:38,95 (71)				Qualification
72	Q 75	LIPPEK Anton	GBR	28	Male	1:17,66 (53)	1:21,44 (90)	2:39,10 (72)				Qualification
73	Q 96	WIETZKE Thilo	GER	34	Male	1:20,73 (89)	1:18,38 (54)	2:39,11 (73)				Qualification
74	Q 129	PREES Barney	GBR	24	Male	1:17,56 (51)	1:21,56 (91)	2:39,12 (74)				Qualification
75	Q 61	WIEDMER Andreas	SUI	23	Male	1:19,70 (83)	1:19,95 (76)	2:39,65 (75)				Qualification
76	Q 98	PEREIRA DOS SANTOS Paulo Cesar	BRA	37	Male	1:19,23 (75)	1:20,45 (83)	2:39,68 (76)				Qualification
77	Q 709	SANDVIK Dag	NOR	33	Male	1:20,34 (86)	1:19,39 (72)	2:39,73 (77)				Qualification
78	Q 126	HAINES John	GBR	22	Male	1:20,09 (85)	1:19,87 (75)	2:39,96 (78)				Qualification
79	Q 112	PHILLIPS Noah Sebastian	GBR	18	Male	1:20,34 (86)	1:19,76 (74)	2:40,10 (79)				Qualification
80	Q 109	LEMMEN David	GER	20	Male	1:21,19 (95)	1:18,97 (65)	2:40,16 (80)				Qualification
81	Q 97	WILLIAMS Lyndon	GBR	28	Male	1:18,95 (70)	1:21,70 (92)	2:40,65 (81)				Qualification
82	Q 100	GUIDI Marco	ITA	31	Male	1:17,20 (43)	1:23,99 (107)	2:41,19 (82)				Qualification
83	Q 105	PEREIRA ROMANO Caio Moreno	BRA	33	Male	1:20,93 (91)	1:20,37 (82)	2:41,30 (83)				Qualification
84	Q 79	GRAY Adam	RSA	34	Male	1:19,37 (77)	1:22,05 (96)	2:41,42 (84)				Qualification
85	Q 149	GUSTAVO Tencio	CRC	28	Male	1:18,73 (65)	1:22,74 (99)	2:41,47 (85)				Qualification
85	Q 154	SUFFYS Jeroem	BEL	34	Male	1:21,47 (98)	1:20,00 (77)	2:41,47 (85)				Qualification
87	Q 69	STALKER Richard	GBR	20	Male	1:22,25 (105)	1:19,26 (70)	2:41,51 (87)				Qualification
88	Q 713	VOLKE Yannick	GER	29	Male	1:19,70 (83)	1:21,93 (94)	2:41,63 (88)				Qualification
89	Q 60	NGUYEN Charlie	FRA	24	Male	1:16,76 (34)	1:25,03 (110)	2:41,79 (89)				Qualification
90	Q 19	MILLAR Gavin	GBR	38	Male	1:18,37 (62)	1:23,60 (104)	2:41,97 (90)				Qualification


Timing & Resulting Service provided by Global-Sportsservice

<http://www.global-sportsservice.com>



Final Result List - Men

Mike Hamel  
Race Director




Rank	StNr	Name	NAT	Age	Gender	Quali Run 1	Quali Run 2	Quali Total	Final Top 52	Final Top 28	Final Top 16	Qualified for
90	Q 106	TANDLER Fabian	SUI	22	Male	1:21,83 (102)	1:20,14 (80)	2:41,97 (90)				Qualification
92	Q 43	GRETENER Fabio	SUI	25	Male	1:18,87 (69)	1:23,12 (102)	2:41,99 (92)				Qualification
93	Q 124	FERGUSON Josiah	GBR	23	Male	1:22,95 (106)	1:19,13 (68)	2:42,08 (93)				Qualification
94	Q 141	LÄMMLER Lars	SUI	25	Male	1:20,79 (90)	1:21,42 (89)	2:42,21 (94)				Qualification
95	Q 125	POTTS Jake	GBR	22	Male	1:21,79 (100)	1:20,90 (85)	2:42,69 (95)				Qualification
96	Q 25	KENDALL Aaron	GBR	23	Male	1:19,19 (74)	1:23,94 (106)	2:43,13 (96)				Qualification
97	Q 17	CATTERALL Pete	GBR	43	Male	1:21,17 (94)	1:22,18 (98)	2:43,35 (97)				Qualification
98	Q 712	MARNICS Tomass	LAT	34	Male	1:20,98 (92)	1:22,83 (100)	2:43,81 (98)				Qualification
99	Q 135	CASTRO Armando	CRC	29	Male	1:22,18 (104)	1:21,80 (93)	2:43,98 (99)				Qualification
100	Q 137	GLUR Dominic	SUI	22	Male	1:22,03 (103)	1:21,98 (95)	2:44,01 (100)				Qualification
101	Q 37	BIALEK Arek	POL	41	Male	1:24,01 (110)	1:21,20 (86)	2:45,21 (101)				Qualification
102	Q 29	DEMANGE Bastien	FRA	34	Male	1:21,79 (100)	1:23,55 (103)	2:45,34 (102)				Qualification
103	Q 20	RITCHIE Magnus	GBR	25	Male	1:21,15 (93)	1:24,21 (108)	2:45,36 (103)				Qualification
104	Q 34	WEIDE Peter	GER	26	Male	1:23,32 (109)	1:22,13 (97)	2:45,45 (104)				Qualification
105	Q 66	HEYBER Axel	GER	23	Male	1:21,65 (99)	1:24,31 (109)	2:45,96 (105)				Qualification
106	Q 45	GONCHAROV Alexey	RUS	31	Male	1:20,43 (88)	1:25,67 (114)	2:46,10 (106)				Qualification
107	Q 120	PALAVRA Antonio	POR	45	Male	1:26,24 (122)	1:20,50 (84)	2:46,74 (107)				Qualification
108	Q 67	STALKER Rob	GBR	24	Male	1:18,56 (64)	1:28,61 (126)	2:47,17 (108)				Qualification
109	Q 119	NORMANN Rasmus	DEN	26	Male	1:28,58 (129)	1:19,62 (73)	2:48,20 (109)				Qualification
110	Q 148	MANN Aaron	USA	32	Male	1:28,28 (128)	1:20,26 (81)	2:48,54 (110)				Qualification
111	Q 62	CURRINCKX Björn	BEL	32	Male	1:21,23 (96)	1:27,32 (120)	2:48,55 (111)				Qualification
112	Q 87	PAWLOWSKI Cedric	FRA	27	Male	1:23,03 (107)	1:25,99 (117)	2:49,02 (112)				Qualification
113	Q 116	BLÜMEL Georg	GER	31	Male	1:25,45 (118)	1:23,60 (104)	2:49,05 (113)				Qualification
114	Q 23	BRAIN Chris	GBR	34	Male	1:24,57 (116)	1:25,25 (112)	2:49,82 (114)				Qualification
115	Q 35	HLAVÁČEK David	CZE	18	Male	1:24,44 (113)	1:25,50 (113)	2:49,94 (115)				Qualification
116	Q 152	STAN Jure	SLO	23	Male	1:24,03 (111)	1:25,92 (115)	2:49,95 (116)				Qualification
117	Q 42	MAY Stephen	GBR	25	Male	1:24,45 (115)	1:26,14 (118)	2:50,59 (117)				Qualification
118	Q 136	LAUDENBERG Jan	GER	23	Male	1:24,73 (117)	1:25,96 (116)	2:50,69 (118)				Qualification
119	Q 51	OOMS Bob	BEL	25	Male	1:24,44 (113)	1:27,61 (122)	2:52,05 (119)				Qualification
120	Q 30	MÄRZ Benjamin	GER	23	Male	1:23,07 (108)	1:29,53 (133)	2:52,60 (120)				Qualification

Timing & Resulting Service provided by Global-Sportsservice

<http://www.global-sportsservice.com>

Final Result List - Men


Mike Hamel  
Race Director



Rank	StNr	Name	NAT	Age	Gender	Quali Run 1	Quali Run 2	Quali Total	Final Top 52	Final Top 28	Final Top 16	Qualified for
121	Q 22	BLACKWELL Matt	GBR	27	Male	1:24,35 (112)	1:28,83 (128)	2:53,18 (121)				Qualification
122	Q 52	KOREN Jakob	SLO	22	Male	1:30,51 (133)	1:22,83 (100)	2:53,34 (122)				Qualification
123	Q 63	HIRT Simon	GER	23	Male	1:25,56 (119)	1:27,88 (124)	2:53,44 (123)				Qualification
124	Q 103	JACKSON Nick	GBR	18	Male	1:26,21 (121)	1:28,82 (127)	2:55,03 (124)				Qualification
125	Q 47	KARABEC Martin	CZE	38	Male	1:27,19 (125)	1:28,32 (125)	2:55,51 (125)				Qualification
126	Q 86	CONNOR Graham	IRE	24	Male	1:26,47 (123)	1:29,31 (131)	2:55,78 (126)				Qualification
127	Q 36	BONILLA Daniel	ECU	32	Male	1:26,09 (120)	1:30,29 (134)	2:56,38 (127)				Qualification
128	Q 64	FIKIER Wiktor	POL	36	Male	1:28,15 (126)	1:28,85 (129)	2:57,00 (128)				Qualification
129	Q 27	SHAW Michael	GBR	31	Male	1:29,81 (132)	1:27,57 (121)	2:57,38 (129)				Qualification
130	Q 33	OEHLING Bernhard	GER	32	Male	1:29,38 (130)	1:29,34 (132)	2:58,72 (130)				Qualification
131	Q 24	COULL Danny	GBR	43	Male	1:28,15 (126)	1:31,11 (135)	2:59,26 (131)				Qualification
132	Q 56	WALKER Steven	GBR	26	Male	1:32,50 (135)	1:27,70 (123)	3:00,20 (132)				Qualification
133	Q 18	MORTON Nicholas	GBR	29	Male	1:35,13 (137)	1:26,56 (119)	3:01,69 (133)				Qualification
134	Q 40	BARNES Thomas	GBR	22	Male	1:33,12 (136)	1:29,02 (130)	3:02,14 (134)				Qualification
135	Q 59	ROTHER Nils	GER	48	Male	1:26,63 (124)	1:39,82 (138)	3:06,45 (135)				Qualification
136	Q 81	RICHARDSON Michael	GBR	38	Male	1:29,43 (131)	1:39,38 (137)	3:08,81 (136)				Qualification
137	Q 65	KERSHAW Oli	GBR	24	Male	1:45,03 (143)	1:25,16 (111)	3:10,19 (137)				Qualification
138	Q 46	KULCZYCKI Marek	POL	41	Male	1:38,94 (139)	1:39,91 (139)	3:18,85 (138)				Qualification
139	Q 78	INGRAM Ryan	GBR	32	Male	1:36,33 (138)	1:43,28 (140)	3:19,61 (139)				Qualification
140	Q 144	BENEKÉ Chrëscht	LUX	41	Male	1:42,15 (141)	1:38,11 (136)	3:20,26 (140)				Qualification
141	Q 57	DE PASQUALE John	USA	52	Male	1:40,26 (140)	1:50,22 (141)	3:30,48 (141)				Qualification
142	Q 41	MEYRIC Steffan	GBR	42	Male	1:42,46 (142)	2:05,99 (142)	3:48,45 (142)				Qualification
143	Q 89	SLOAN Thomas	USA	24	Male	2:10,81 (144)	2:10,47 (143)	4:21,28 (143)				Qualification
144	Q 140	RYAN David	IRE	32	Male	1:31,26 (134)	DNS					Qualification
DNF	Q 85	TILLMANN Thorsten	GER	27	Male	DNF	DNS					Qualification
DNF	Q 111	BELINIC Branimir	CRO	34	Male	DNF	DNS					Qualification
DNS	Q 39	BOND Phillip	GBR	27	Male	DNS						Qualification

Final Result List - Women

Mike Hamel  
Race Director



Rank	StNr	Name	NAT	Age	Gender	Quali Run 1	Quali Run 2	Quali Total	Final Top 8	Final Top 5	Qualified for
1	61	NEWMAN Nouria	FRA	26	Female	1:17,79 (1)	1:21,26 (1)	2:39,05 (1)	1:00,57 (1)	1:01,75 (1)	Final Top 5
2	64	WEGMAN Martina	NED	28	Female	1:20,91 (3)	1:23,72 (5)	2:44,63 (4)	1:04,72 (2)	1:04,74 (2)	Final Top 5
3	66	CHRIMES Jennifer	GBR	30	Female	1:23,99 (7)	1:23,63 (4)	2:47,62 (6)	1:07,79 (4)	1:09,41 (3)	Final Top 5
4	62	HÜBNER Anne	GER	32	Female	1:19,65 (2)	1:23,27 (3)	2:42,92 (2)	1:08,46 (5)	1:09,85 (4)	Final Top 5
5	65	VOGT Marieke	AUT	31	Female	1:21,80 (4)	1:24,55 (7)	2:46,35 (5)	1:06,78 (3)	1:11,11 (5)	Final Top 5
6	68	CASAS Alicia	ESP	36	Female	1:26,67 (11)	1:25,23 (8)	2:51,90 (8)	1:11,00 (6)		Final Top 8
7	63	SAETHER Mariann	NOR	37	Female	1:22,31 (5)	1:21,93 (2)	2:44,24 (3)	1:28,14 (7)		Final Top 8
8	67	BRABCOVÁ Alzbeta	CZE	27	Female	1:25,49 (8)	1:23,88 (6)	2:49,37 (7)	DNS		Final Top 8
9	Q 176	DEVILLEZ Marlène	FRA	29	Female	1:26,01 (9)	1:26,22 (9)	2:52,23 (9)			Qualification
10	Q 188	JACKSON Emily	USA	27	Female	1:23,98 (6)	1:32,26 (13)	2:56,24 (10)			Qualification
11	Q 179	GAIGEOT Léa	FRA	21	Female	1:26,66 (10)	1:29,81 (12)	2:56,47 (11)			Qualification
12	Q 181	GRÜB Lena	GER	24	Female	1:29,31 (13)	1:27,22 (10)	2:56,53 (12)			Qualification
13	Q 184	ECKHARDT Kate	AUS	19	Female	1:28,06 (12)	1:32,45 (14)	3:00,51 (13)			Qualification
14	Q 177	THOMAS-LEPINE Capucine	FRA	27	Female	1:29,33 (14)	1:34,29 (17)	3:03,62 (14)			Qualification
15	Q 715	CSONKOVA Nina	SVK	31	Female	1:35,32 (18)	1:28,75 (11)	3:04,07 (15)			Qualification
16	Q 183	JOERESSEN Jana	GER	23	Female	1:30,67 (16)	1:34,13 (16)	3:04,80 (16)			Qualification
17	Q 178	DIRNINGER Elisabeth	AUT	24	Female	1:30,71 (17)	1:37,14 (18)	3:07,85 (17)			Qualification
18	Q 180	DROUJKO Jessica	CAN	24	Female	1:35,75 (19)	1:33,71 (15)	3:09,46 (18)			Qualification
19	Q 173	DIETL Katharina	ITA	27	Female	1:30,09 (15)	1:42,49 (21)	3:12,58 (19)			Qualification
20	Q 174	BARM Sabrina	FRA	30	Female	1:37,84 (20)	1:38,38 (19)	3:16,22 (20)			Qualification
21	Q 190	REBNEGGER Denise	AUT	23	Female	1:41,36 (22)	1:39,43 (20)	3:20,79 (21)			Qualification
22	Q 171	ELLIS Lauren	GBR	23	Female	1:40,38 (21)	1:44,81 (22)	3:25,19 (22)			Qualification
DNF	Q 191	CLUTTON Louise	GBR	30	Female	DNF	DNS				Qualification