



21st - 23rd September 2012 Rome- Italy **WORLD CHAMPIONSHIP** 19th - 20th September 2012 Rome- Italy **MASTER WORLD CUP**

## ICF Canoe Kayak Marathon World Championship RESULT K1 Senior men

saturday 22 september 14:45

rank	n° boat	country	athlete	bo	lap 1	lap 2	lap 3	lap 4	lap 5	lap 6	result	points
1°	368	ESP - Spain	787 ALONSO IVAN	1985	0:18:12,000 2° +0:01,000	0:37:03,000 2° 3° +0:02,000 +18:26,000	0:55:35,000	1:14:31,000	1:33:56,000	1:52:50,000	2:11:43,120	21
2°	371	POR - Portugal	862 RAMALHO JOSE	1982	0:18:12,000 3° +0:01,000	0:37:06,000 8° 5° +0:25,000 5° +0:24,000 +18:29,000	0:55:58,000	1:14:55,000	1:33:56,000	1:52:52,000	2:11:44,950 2° +0:02,000 +0:01,830	19
3°	384	POR - Portugal	849 PIMENTA FERNANDO	1989	0:18:14,000 5° +0:03,000	0:37:04,000 3° 2° +0:01,000 3° +0:02,000 3° +0:01,000 4° +0:05,000 +18:27,000	0:55:34,000	1:14:33,000	1:33:57,000	1:52:55,000	2:12:02,300 +0:19,180	18
4°	370	HUN - Hungary	1051 PETROVICS MATE	1987	0:19:14,000 17° +1:03,000	0:37:52,000 14° +19:15,000	0:56:34,000 14° +1:01,000	1:15:17,000 10° 8° +0:05,000 7° +0:28,000	1:34:01,000	1:53:18,000	2:12:11,820 +0:28,700	18
5°	367	AUS - Australia	640 LEVERETT MICHAEL	1971	0:18:39,000 11° +0:28,000	0:37:12,000 10° 6° +0:30,000 7° +0:26,000 5° +0:02,000 8° +0:29,000 +18:35,000	0:56:03,000	1:14:57,000	1:33:58,000	1:53:19,000	2:12:17,770 +0:34,650	17
6°	365	NED - Netherlands	915 JOEP VAN BAKEL	1982	0:18:37,000 9° +0:26,000	0:37:05,000 6° 8° +0:32,000 6° +0:25,000 6° +0:03,000 5° +0:22,000 +18:28,000	0:56:05,000	1:14:56,000	1:33:59,000	1:53:12,000	2:12:38,410 +0:55,290	16
7°	356	CZE - Czech Republic	236 JEZEK TOMAS	1973	0:18:59,000 16° +0:48,000	0:37:55,000 15° +19:18,000	0:56:34,000 13° +1:01,000	1:15:18,000 11° 9° +0:25,000	1:34:21,000	1:54:05,000	2:13:56,200 10° +2:13,080	15
8°	391	BRA - Brazil	775 DIAS DE OLIVEIRA JUNIOR CELSO	1988	0:18:42,000 13° +0:31,000	0:37:26,000 12° 9° +0:57,000 9° +0:43,000 +18:49,000	0:56:30,000	1:15:14,000	1:34:34,000	1:54:04,000	2:14:20,540 +0:37,420	14
9°	354	GER - Germany	805 HARBRECHT GORDON	1985	0:18:38,000 10° +0:27,000	0:37:10,000 9° +18:33,000	0:56:31,000 11° +0:58,000	1:15:32,000 12° +1:01,000	1:35:07,000 12° +1:11,000	1:55:04,000 11° +2:14,000	2:14:48,580 +3:05,460	13
10°	377	ESP - Spain	788 RODRIGUEZ DAVID	1988	0:18:58,000 14° +0:47,000	0:37:49,000 13° +19:12,000	0:56:32,000 12° +0:59,000	1:15:34,000 13° +1:03,000	1:35:08,000 13° +1:12,000	1:55:05,000 13° +2:15,000	2:15:27,230 +3:44,110	12
11°	372	ITA - Italy	450 PIEMONTE LUCA	1978	0:18:36,000 7° +0:25,000	0:37:04,000 4° +18:27,000	0:57:29,000 15° +1:56,000	1:16:45,000 16° +2:14,000	1:36:17,000 16° +2:21,000	1:56:04,000 15° +3:14,000	2:15:34,090 +3:50,970	12
12°	351	FRA - France	102 URBAN QUENTIN	1988	0:18:40,000 12° +0:29,000	0:37:13,000 11° +18:36,000	0:56:30,000 10° +0:57,000	1:16:30,000 14° +1:59,000	1:36:11,000 14° +2:15,000	1:56:01,000 14° +3:11,000	2:15:34,830 +3:51,710	11
13°	359	CZE - Czech Republic	510 ANDRLIK JAN	1977	0:18:28,000 6° +0:17,000	0:38:14,000 18° +19:37,000	0:57:30,000 17° +1:57,000	1:16:46,000 18° +2:15,000	1:36:12,000 17° +2:16,000	1:56:28,000 15° +3:38,000	2:15:45,950 +4:02,830	10
14°	363	SWE - Sweden	579 HOLST JACOB	1985	0:19:16,000 19° +1:05,000	0:38:19,000 19° +19:42,000	0:57:31,000 18° +1:58,000	1:16:45,000 17° +2:14,000	1:36:18,000 17° +2:22,000	1:56:09,000 16° +3:19,000	2:16:11,770 +4:28,650	10
15°	364	DEN - Denmark	68 OLSEN RENE C.	1976	0:19:42,000 25° +1:31,000	0:38:57,000 25° +20:20,000	0:58:13,000 25° +2:40,000	1:17:40,000 21° +3:09,000	1:37:10,000 22° +3:14,000	1:56:52,000 18° +4:02,000	2:16:25,630 +4:42,510	9
16°	388	ITA - Italy	445 BALSAMO FRANCESCO	1987	0:19:43,000 26° +1:32,000	0:38:54,000 22° +20:17,000	0:58:08,000 22° +2:35,000	1:17:43,000 24° +3:12,000	1:37:09,000 20° +3:13,000	1:56:58,000 19° +4:08,000	2:16:27,060 +4:43,940	8
17°	389	IRL - Ireland	540 EGAN PETER	1979	0:19:41,000 24° +1:30,000	0:38:48,000 21° +20:11,000	0:58:09,000 23° +2:36,000	1:17:41,000 22° +3:10,000	1:37:08,000 19° +3:12,000	1:57:02,000 20° +4:12,000	2:16:28,870 +4:45,750	8
18°	355	BEL - Belgium	408 VERDUYCKT ERIK	1967	0:18:59,000 15° +0:48,000	0:38:56,000 24° +20:19,000	0:58:11,000 24° +2:38,000	1:17:42,000 23° +3:11,000	1:37:11,000 23° +3:15,000	1:55:04,000 12° +2:14,000	2:16:30,200 +4:47,080	7
19°	376	SLO - Slovenia	1118 ZAKRAJSEK JOST	1983	0:18:37,000 8° +0:26,000	0:18:37,000 7° +0:31,000 8° +0:42,000	0:56:04,000	1:15:13,000	1:34:35,000 11° +0:39,000	1:57:07,000 21° +4:17,000	2:18:30,310 +6:47,190	6
20°	378	NOR - Norway	323 HJEMDAL LARS	1992	0:19:23,000 21° +1:12,000	0:38:12,000 16° +19:35,000	0:57:29,000 16° +1:56,000	1:16:44,000 15° +2:13,000	1:36:35,000 18° +2:39,000	1:57:48,000 23° +4:58,000	2:18:39,940 +6:56,820	5
21°	361	BEL - Belgium	416 PETERS WILLIAM	1992	0:19:24,000 22° +1:13,000	0:38:20,000 20° +19:43,000	0:57:31,000 19° +1:58,000	1:16:58,000 19° +2:27,000	1:37:09,000 21° +3:13,000	1:57:47,000 22° +4:57,000	2:18:41,750 +6:58,630	4
22°	353	RUS - Russian Federation	361 GERMAN PATRIS	1968	0:19:15,000 18° +1:04,000	0:38:55,000 23° +20:18,000	0:58:08,000 21° +2:35,000	1:17:53,000 25° +3:22,000	1:40:32,000 24° +6:36,000	1:58:56,000 24° +6:06,000	2:19:44,050 +8:00,930	4
23°	360	SVK - Slovakia	1042 DANKO JURAJ	1987	0:19:51,000 28° +1:40,000	0:39:28,000 29° +20:51,000	0:59:39,000 28° +4:06,000	1:20:00,000 28° +5:29,000	1:41:01,000 26° +7:05,000	2:01:43,000 26° +8:53,000	2:22:33,280 +10:50,160	3
24°	383	HUN - Hungary	1052 DOBA RICHARD	1994	0:19:49,000 27° +1:38,000	0:39:11,000 27° +20:34,000	0:59:40,000 29° +4:07,000	1:19:59,000 27° +5:28,000	1:40:59,000 25° +7:03,000	2:01:42,000 25° +8:52,000	2:22:40,830 +10:57,710	2
25°	386	CAN - Canada	26 CLATTENBURG DANIEL	1988	0:19:52,000 29° +1:41,000	0:39:27,000 28° +20:50,000	0:59:31,000 26° +3:58,000	1:19:58,000 26° +5:27,000	4:40:57,000 32° +187:01,000	2:02:47,000 27° +9:57,000	2:23:59,870 +12:16,750	2

World Championship  
Competition programme  
Countries  
Paddlers  
Results  
Technical results

World Cup Masters  
Competition programme  
Countries  
Paddlers  
Results  
Technical results







21st - 23rd September 2012 Rome- Italy **WORLD CHAMPIONSHIP** 19th - 20th September 2012 Rome- Italy **MASTER WORLD CUP**

## ICF Canoe Kayak Marathon World Championship RESULT K1 Under 23 men

friday 21 september 14:45






rank	n° boat	country	athlete	bo	lap 1	lap 2	lap 3	lap 4	lap 5	result
1°	153	RSA - South Africa	245 VAN DER WALT GRANT	1990	0:18:36,000 3° +0:03,000	0:37:37,000 3° +0:01,000	0:56:33,000 2° +0:04,000	1:16:05,000 2° +0:01,000	1:35:48,000 6° +0:04,000	1:54:34,040
2°	152	POR - Portugal	849 PIMENTA FERNANDO	1989	0:18:35,000 2° +0:02,000	0:37:37,000 2° +0:01,000	0:56:29,000 8° +0:17,000	1:16:06,000 3° +0:02,000	1:35:46,000 3° +0:02,000	1:54:34,620 +0:00,580
3°	169	POR - Portugal	871 FARIA ALFREDO	1989	0:18:58,000 11° +0:25,000	0:37:38,000 4° +0:02,000	0:56:46,000 8° +0:17,000	1:16:21,000 9° +0:17,000	1:35:50,000 10° +0:06,000	1:54:43,740 +0:09,700
4°	167	NOR - Norway	326 MINDE MORTEN	1991	0:18:59,000 12° +0:26,000	0:38:06,000 12° +0:30,000	0:57:18,000 10° +0:49,000	1:16:20,000 8° +0:16,000	1:35:49,000 9° +0:05,000	1:54:56,010 +0:21,970
5°	163	RSA - South Africa	252 VAN DER WALT BRANDON	1992	0:18:56,000 7° +0:23,000	0:37:40,000 8° +0:04,000	0:56:45,000 6° +0:16,000	1:16:17,000 4° +0:13,000	1:35:44,000	1:54:56,680 +0:22,640
6°	154	ESP - Spain	789 SÁNCHEZ ALEJANDRO	1992	0:18:33,000 6° +0:03,000	0:37:39,000 5° +0:15,000	0:56:44,000 5° +0:15,000	1:16:04,000 7° +0:04,000	1:35:48,000	1:55:05,990 +0:31,950
7°	155	GER - Germany	800 BERBERICH BENNO	1989	0:19:03,000 14° +0:30,000	0:38:04,000 10° +0:28,000	0:57:18,000 11° +0:49,000	1:16:36,000 10° +0:32,000	1:35:50,000 11° +0:06,000	1:55:07,150 +0:33,110
8°	161	GBR - Great Britain	516 PENDLE TIMOTHY	1989	0:18:44,000 5° +0:11,000	0:37:41,000 9° +0:05,000	0:56:43,000 4° +0:14,000	1:16:18,000 5° +0:14,000	1:35:46,000 4° +0:02,000	1:55:16,350 +0:42,310
9°	147	ESP - Spain	792 PÉREZ LUIS AMADO	1990	0:19:06,000 16° +0:33,000	0:38:48,000 17° +1:12,000	0:58:15,000 17° +1:46,000	1:17:05,000 16° +1:01,000	1:35:45,000 2° +0:01,000	1:55:16,950 +0:42,910
10°	149	SWE - Sweden	576 JARUTA RASMUS	1991	0:18:56,000 8° +0:23,000	0:38:05,000 11° +0:29,000	0:57:20,000 12° +0:51,000	1:16:38,000 13° +0:34,000	1:35:49,000 8° +0:05,000	1:55:16,990 +0:42,950
11°	165	ITA - Italy	457 VINCENZI FILIPPO	1992	0:19:08,000 17° +0:35,000	0:38:09,000 14° +0:33,000	0:57:22,000 14° +0:53,000	1:16:19,000 6° +0:15,000	1:35:47,000 5° +0:03,000	1:55:20,120 +0:46,080
12°	164	SWE - Sweden	578 LINDBERG JOAKIM	1993	0:19:00,000 13° +0:27,000	0:38:08,000 13° +0:32,000	0:57:17,000 9° +0:48,000	1:16:36,000 11° +0:32,000	1:36:13,000 12° +0:29,000	1:55:32,960 +0:58,920
13°	170	BEL - Belgium	409 BROEKX TOON	1991	0:18:57,000 9° +0:24,000	0:38:13,000 15° +0:37,000	0:58:13,000 15° +1:44,000	1:17:03,000 15° +0:59,000	1:36:14,000 13° +0:30,000	1:56:06,810 +1:32,770
14°	142	FRA - France	110 CLIN RÉMI	1992	0:18:57,000 10° +0:24,000	0:38:42,000 16° +1:06,000	0:58:14,000 16° +1:45,000	1:17:05,000 17° +1:01,000	1:36:16,000 14° +0:32,000	1:57:11,660 +2:37,620
15°	162	HUN - Hungary	1101 BOROS ADRIÁN	1990	0:19:05,000 15° +0:32,000	0:37:40,000 7° +0:04,000	0:57:21,000 13° +0:52,000	1:16:19,000 7° +0:15,000	1:36:17,000 15° +0:33,000	1:57:12,980 +2:38,940
16°	158	HUN - Hungary	1102 ARANYOSI GÁBOR	1991	0:19:50,000 23° +1:17,000	0:39:25,000 22° +1:49,000	0:58:41,000 18° +2:12,000	1:18:13,000 18° +2:09,000	1:38:45,000 17° +3:01,000	1:58:04,550 +3:30,510
17°	156	SUI - Switzerland	205 WYSS FABIO	1989	0:19:39,000 20° +1:06,000	0:39:12,000 18° +1:36,000	0:59:07,000 21° +2:38,000	1:19:24,000 20° +3:20,000	1:39:08,000 20° +3:24,000	1:58:16,580 +3:42,540
18°	171	BEL - Belgium	411 SAELENS JONAS	1989	0:19:39,000 19° +1:06,000	0:39:24,000 21° +1:48,000	0:58:45,000 20° +2:16,000	1:19:24,000 21° +3:20,000	1:39:07,000 19° +3:23,000	1:58:20,750 +3:46,710
19°	150	ITA - Italy	456 CECCHINI CARLO	1991	0:18:37,000 4° +0:04,000	0:37:38,000 5° +0:02,000	0:56:45,000 7° +0:16,000	1:16:38,000 14° +0:34,000	1:37:07,000 16° +1:23,000	1:59:23,520 +4:49,480
20°	168	FRA - France	111 DOUX VICTOR	1992	0:19:40,000 21° +1:07,000	0:39:13,000 19° +1:37,000	0:58:44,000 19° +2:15,000	1:18:18,000 19° +2:14,000	1:38:46,000 18° +3:02,000	1:59:50,810 +5:16,770
21°	143	AUS - Australia	161 STENLAKE TIMOTHY	1992	0:19:38,000 18° +1:05,000	0:39:24,000 20° +1:48,000	0:59:38,000 22° +3:09,000	1:20:10,000 23° +4:06,000	1:40:34,000 22° +4:50,000	2:01:17,190 +6:43,150
22°	148	ARG - Argentina	264 GARAYCOCHEA MANUEL	1993	0:20:26,000 27° +1:53,000	0:40:09,000 25° +2:33,000	1:00:03,000 25° +3:34,000	1:20:09,000 22° +4:05,000	1:40:36,000 23° +4:52,000	2:01:20,500 +6:46,460
23°	145	AUT - Austria	670 MARIO SIEGL	1991	0:20:12,000 26° +1:39,000	0:40:07,000 24° +2:31,000	1:00:01,000 24° +3:32,000	1:20:19,000 25° +4:15,000	1:40:33,000 21° +4:49,000	2:01:35,960 +7:01,920
24°	159	SLO - Slovenia	1119 OVEN SIMON	1993	0:19:49,000 22° +1:16,000	0:39:39,000 23° +2:03,000	0:59:59,000 23° +3:30,000	1:20:18,000 24° +4:14,000	1:40:45,000 24° +5:01,000	2:01:58,140 +7:24,100
25°	157	SLO - Slovenia	1116 TITORIC MALIN	1992	0:20:11,000 25° +1:38,000	0:40:42,000 26° +3:06,000	1:02:07,000 26° +5:38,000	1:23:07,000 26° +7:03,000	1:44:43,000 25° +8:59,000	2:06:39,450 +12:05,410
26°	141	CAN - Canada	153 ELLERY ERIC	1992	0:20:39,000 28° +2:06,000	0:41:21,000 27° +3:45,000	1:02:08,000 27° +5:39,000	1:23:08,000 27° +7:04,000	1:45:28,000 26° +9:44,000	2:08:22,070 +13:48,030
	146		1165 SCHWINN AUSTIN	1991						DNF

World Championship  
Competition programme  
Countries  
Paddlers  
Results  
Technical results

World Cup Masters  
Competition programme  
Countries  
Paddlers  
Results  
Technical results



PDF download

		USA - United States				0:23:24,000				
						29"				
						+4:51,000				
151		CAN - Canada	23	LANG NEIL	1990	0:20:11,000				DNF
						24"				
						+1:38,000				
160		NOR - Norway	323	HJEMDAL LARS	1992	0:18:45,000	0:37:36,000	0:56:42,000	1:16:37,000	DNF
						6"	+0:12,000	3"	+0:13,000	12"
									+0:33,000	
144		IND - India	562	CHINGAHALLY KENGASHETTY MAHESHA	1990					DNS
166		IND - India	561	SINGH AJIT	1993					DNS

Tommaso Cellini © 2012 info@eventsentries.com