

Rank	Boat	NOC	BIB	Name	250m	500m	750m	1000m	Q
1	5	HUN	 273	Kovács Katalin	56.61 (1)	1:56.03 (1) 59.42 (4)	2:56.36 (1) 1:00.33 (1)	3:58.820 (1) 1:02.460 (6)	QF
2	3	ITA	 372	Cicali Stefania	58.64 (3)	1:57.89 (3) 59.25(=2)	2:58.53 (2) 1:00.64 (2)	4:00.302 (2) 1:01.772 (5)	QF
					2.03	1.86	2.17	1.482	
3	6	BLR	 51	Paltaran Maryna	58.55 (2)	1:57.80 (2) 59.25(=2)	3:00.09 (4) 1:02.29 (5)	4:00.497 (3) 1:00.407 (1)	QF
					1.94	1.77	3.73	1.677	
4	7	NED	 431	de Groot Eef	58.96 (4)	1:58.11 (4) 59.15 (1)	2:59.51 (3) 1:01.40 (3)	4:01.207 (4) 1:01.697 (4)	QS
					2.35	2.08	3.15	2.387	
5	4	ESP	 152	Garcia M ^a Isabel	59.36 (5)	2:00.59 (5) 1:01.23(=5)	3:03.11 (6) 1:02.52 (6)	4:03.941 (5) 1:00.831 (2)	QS
					2.75	4.56	6.75	5.121	
6	2	RUS	 556	Pochtovaya Ekaterina	59.97 (7)	2:01.20 (6) 1:01.23(=5)	3:02.92 (5) 1:01.72 (4)	4:04.148 (6) 1:01.228 (3)	QS
					3.36	5.17	6.56	5.328	
7	8	UKR	 676	Slusar Viktoriia	59.55 (6)	2:03.43 (7) 1:03.88 (8)	3:10.49 (7) 1:07.06 (8)	4:17.758 (7) 1:07.268 (7)	QS
					2.94	7.40	14.13	18.938	
8	1	BUL	 71	Nedeva Daniela	1:03.73 (9)	2:06.78 (8) 1:03.05 (7)	3:13.02 (8) 1:06.24 (7)	4:27.550 (8) 1:14.530 (9)	X
					7.12	10.75	16.66	28.730	
9	9	EST	 191	Tortsova Natalja	1:03.60 (8)	2:10.56 (9) 1:06.96 (9)	3:21.06 (9) 1:10.50 (9)	4:30.518 (9) 1:09.458 (8)	X
					6.99	14.53	24.70	31.698	

Progression 1/3 to Fin. 4/7 to SF + 8 BT rest out

Weather Conditions	Air Temperature:	23.2°C	Wind Speed:	3.4 / 2.5 m/s	Wind Direction:
	Water Temperature:	12.6°C	Conditions:	Sunny with a few clouds	
	Humidity:	73.9%			

Legend:

QF	Qualified for final	QS	Qualified for semifinal	??	Not clear	X	Eliminated
°C	Degree celsius	m/s	Metres per second				

Rank	Boat	NOC	BIB	Name	250m	500m	750m	1000m	Q
1	8	DEN		131 Engel Hansen Henriette	56.60 (1)	1:54.69 (1) 58.09 (1)	2:55.30 (1) 1:00.61 (3)	3:56.124 (1) 1:00.824 (3)	QF
2	4	GER		708 Weber Franziska	58.16 (5) 1.56	1:57.33 (4) 2.64	2:58.86 (4) 3.56	3:57.330 (2) 1.206	QF
3	6	POL		461 Chojnacka Malgorzata	57.84 (4) 1.24	1:56.07 (2) 1.38	2:56.47 (2) 1.17	3:57.353 (3) 1.229	QF
4	5	SRB		604 Nadj Antonija	59.00 (6) 2.40	1:57.69 (5) 3.00	2:59.26 (5) 3.96	3:59.166 (4) 3.042	QS
5	7	AUT		21 Lehaci Ana Roxana	57.75 (3) 1.15	1:56.74 (3) 2.05	2:57.85 (3) 2.55	4:04.793 (5) 8.669	QS
6	1	CZE		101 Adamova Anna	57.66 (2) 1.06	1:59.75 (6) 5.06	3:04.52 (6) 9.22	4:07.942 (6) 11.818	QS
7	2	SWE		663 Roger Anna	59.67 (7) 3.07	2:08.00 (8) 13.31	3:05.06 (7) 9.76	4:09.225 (7) 13.101	QS
8	3	FIN		202 Inha Laura	1:02.44 (8) 5.84	2:01.30 (7) 6.61	3:14.31 (8) 19.01	4:20.800 (8) 24.676	QS

Progression 1/3 to Fin. 4/7 to SF + 8 BT rest out

Weather Conditions	Air Temperature:	18.2°C	Wind Speed:	3.4 / 3.2 m/s	
	Water Temperature:	12.6°C	Conditions:	Sunny with a few clouds	
	Humidity:	73.9%		Wind Direction:	

Legend:

QF	Qualified for final	QS	Qualified for semifinal	??	Not clear	X	Eliminated
°C	Degree celsius	m/s	Metres per second				



Rank	Boat	NOC	BIB	Name	250m	500m	750m	1000m	Q
1	7	ESP	164	Bouza José Luis	58.14 (1)	1:57.63 (1) 59.49 (2)	2:59.01 (1) 1:01.38 (1)	3:59.536 (1) 1:00.526 (4)	QF
2	3	LTU	412	Suklin Jevgenij	58.50 (2)	1:59.50 (5) 1:01.00 (6)	3:01.27 (4) 1:01.77 (3)	4:00.171 (2) 58.901 (1)	QF
					0.36	1.87	2.26	0.635	
3	5	FRA	214	Goubel Mathieu	1:00.15 (7)	1:58.81 (3)	3:00.35 (2)	4:00.192 (3)	QF
					2.01	1.18	1.34	0.656	
4	6	BLR	54	Harazha Dzianis	58.90 (5)	1:58.50 (2)	3:00.77 (3)	4:01.079 (4)	QS
					0.76	0.87	1.76	1.543	
5	9	GRE	252	Kiligkaridis Andreas	58.58 (3)	1:59.31 (4)	3:01.93 (5)	4:04.687 (5)	QS
					0.44	1.68	2.92	5.151	
6	8	SRB	616	Ruzicic Dusan	1:00.02 (6)	2:00.31 (7)	3:03.22 (7)	4:06.060 (6)	QS
					1.88	2.68	4.21	6.524	
7	4	POL	477	Kuleta Piotr	58.81 (4)	2:00.22 (6)	3:03.03 (6)	4:06.437 (7)	QS
					0.67	2.59	4.02	6.901	
2		CZE	109	Heller Jiri				DSQ	

Progression 1/3 to Fin. 4/7 to SF + 8 BT rest out

Weather Conditions	Air Temperature:		Wind Speed:	/ m/s
	Water Temperature:		Conditions:	
	Humidity:			

Legend:

QF	Qualified for final	QS	Qualified for semifinal	??	Not clear	X	Eliminated
DSQ	Disqualified	°C	Degree celsius	m/s	Metres per second		

Rank	Boat	NOC	BIB	Name	250m	500m	750m	1000m	Q
1	7	ROU		538 Mironcic Florin	56.85 (1)	1:56.39 (1) 59.54 (1)	2:57.85 (1) 1:01.46 (2)	3:58.063 (1) 1:00.213 (2)	QF
2	4	GER		711 Brendel Sebastian	58.32 (2)	1:58.42 (2) 1:00.10 (2)	2:59.44 (2) 1:01.02 (1)	3:59.701 (2) 1:00.261 (3)	QF
					1.47	2.03	1.59	1.638	
3	5	RUS		562 Fomichev Konstantin	59.61 (5)	2:01.18 (4) 1:01.57 (7)	3:04.42 (5) 1:03.24 (6)	4:03.273 (3) 58.853 (1)	QF
					2.76	4.79	6.57	5.210	
4	3	HUN		342 Vajda Attila	59.02 (3)	1:59.34 (3) 1:00.32 (3)	3:02.32 (3) 1:02.98 (4)	4:05.582 (4) 1:03.262 (4)	QS
					2.17	2.95	4.47	7.519	
5	1	SVK		653 Rusnák Matej	1:00.36 (7)	2:01.47 (6) 1:01.11 (4)	3:04.07 (4) 1:02.60 (3)	4:07.436 (5) 1:03.366 (5)	QS
					3.51	5.08	6.22	9.373	
6	2	GBR		242 Lawrence Matthew	1:00.17 (6)	2:01.61 (7) 1:01.44 (5)	3:04.66 (6) 1:03.05 (5)	4:08.467 (6) 1:03.807 (6)	QS
					3.32	5.22	6.81	10.404	
7	6	UKR		688 Nedashkovskyy Viktor	59.28 (4)	2:01.30 (5) 1:02.02 (8)	3:04.87 (7) 1:03.57 (7)	4:09.512 (7) 1:04.642 (7)	QS
					2.43	4.91	7.02	11.449	
8	8	LAT		397 Vinogradovs Raivis	1:01.61 (8)	2:03.12 (8) 1:01.51 (6)	3:09.76 (8) 1:06.64 (8)	4:17.099 (8) 1:07.339 (8)	QS
					4.76	6.73	11.91	19.036	

Progression 1/3 to Fin. 4/7 to SF + 8 BT rest out

Weather Conditions	Air Temperature:		Wind Speed:	/ m/s
	Water Temperature:		Conditions:	
	Humidity:			

Legend:

QF	Qualified for final	QS	Qualified for semifinal	??	Not clear	X	Eliminated
°C	Degree celsius	m/s	Metres per second				

Rank	Boat	NOC	BIB	Name	250m	500m	750m	1000m	Q
1	2	ITA	377	Benassi Maximilian	51.13 (2)	1:44.27 (1) 53.14 (1)	2:39.39 (1) 55.12 (1)	3:34.000 (1) 54.610 (3)	QF
					0.23				
2	4	POR	507	Pimenta Fernando	50.90 (1)	1:45.15 (2) 54.25 (5) 0.88	2:41.68 (2) 56.53 (3) 2.29	3:37.303 (2) 55.623 (6) 3.303	QS
3	6	BEL	42	D`haene Wouter	52.27 (4)	1:45.82 (3) 53.55 (2) 1.37	2:42.20 (3) 56.38 (2) 2.81	3:38.078 (3) 55.878 (7) 4.078	QS
4	1	BLR	66	Yurenia Aleh	52.68 (5)	1:46.87 (4) 54.19 (4) 1.78	2:43.48 (4) 56.61 (5) 2.60	3:38.430 (4) 54.950 (5) 4.430	QS
5	3	LTU	407	Nekriosius Ricardas	53.39 (7)	1:47.51 (6) 54.12 (3) 2.49	2:44.17 (5) 56.66 (6) 3.24	3:38.721 (5) 54.551 (1) 4.78	QS
6	5	GBR	237	Boyton Jonathon	51.88 (3)	1:46.99 (5) 55.11 (8) 0.98	2:44.31 (6) 57.32 (8) 2.72	3:39.006 (6) 54.696 (4) 5.006	QS
7	7	CZE	117	Sramek Branislav	53.76 (8)	1:48.33 (8) 54.57 (6) 2.86	2:44.89 (7) 56.56 (4) 4.06	3:39.455 (7) 54.565 (2) 5.50	QS
8	8	POL	476	Kujawski Mariusz	53.13 (6)	1:48.13 (7) 55.00 (7) 2.23	2:45.30 (8) 57.17 (7) 3.86	3:43.999 (8) 58.699 (8) 9.999	X

Progression	1st to Fin. 2/7 to SF rest out
--------------------	--------------------------------

Weather Conditions	Air Temperature:		Wind Speed:	/ m/s
	Water Temperature:		Conditions:	
	Humidity:			

Legend:

QF	Qualified for final	QS	Qualified for semifinal	??	Not clear	X	Eliminated
°C	Degree celsius	m/s	Metres per second				



Rank	Boat	NOC	BIB	Name	250m	500m	750m	1000m	Q
1	7	DEN 	137	Holten Poulsen René	51.16 (1)	1:45.64 (1) 54.48 (5)	2:40.67 (1) 55.03 (2)	3:34.319 (1) 53.649 (2)	QF
2	3	ESP 	166	Cosgaya Diego	51.67 (2)	1:46.12 (3) 54.45 (4)	2:41.12 (2) 55.00 (1)	3:34.619 (2) 53.499 (1)	QS
					0.51	0.48	0.45	0.300	
3	5	HUN 	319	Kucsera Gábor	52.44 (4)	1:46.39 (4) 53.95 (1)	2:42.86 (4) 56.47 (5)	3:38.111 (3) 55.251 (5)	QS
					1.28	0.75	2.19	3.792	
4	4	RUS 	561	Ekimov Dmitry	53.79 (7)	1:47.91 (5) 54.12 (3)	2:43.39 (5) 55.48 (3)	3:38.115 (4) 54.725 (4)	QS
					2.63	2.27	2.72	3.796	
5	8	SRB 	620	Tomicevic Marko	54.00 (8)	1:49.76 (8) 55.76 (6)	2:45.80 (7) 56.04 (4)	3:39.592 (5) 53.792 (3)	QS
					2.84	4.12	5.13	5.273	
6	6	IRL 	351	Fleming Neil	51.84 (3)	1:45.89 (2) 54.05 (2)	2:42.38 (3) 56.49 (6)	3:39.736 (6) 57.356 (8)	QS
					0.68	0.25	1.71	5.417	
7	2	LAT 	398	Zalupe Kristaps	52.70 (5)	1:48.49 (6) 55.79 (7)	2:45.20 (6) 56.71 (7)	3:42.492 (7) 57.292 (7)	QS
					1.54	2.85	4.53	8.173	
8	1	BUL 	76	Kircheav Miroslav	52.97 (6)	1:48.97 (7) 56.00 (8)	2:46.64 (8) 57.67 (8)	3:43.451 (8) 56.811 (6)	X
					1.81	3.33	5.97	9.132	

Progression 1st to Fin. 2/7 to SF rest out

Weather Conditions	Air Temperature:		Wind Speed:	/ m/s
	Water Temperature:		Conditions:	
	Humidity:			

Legend:

QF	Qualified for final	QS	Qualified for semifinal	??	Not clear	X	Eliminated
°C	Degree celsius	m/s	Metres per second				

Rank	Boat	NOC	BIB	Name	250m	500m	750m	1000m	Q
1	5	GER		717 Hoff Max	49.76 (2)	1:42.22 (2)	2:35.87 (1)	3:29.621 (1)	QF
						52.46 (1)	53.65 (1)	53.751 (2)	
					0.66	0.46			
2	4	SWE		666 Gustafsson Anders	49.10 (1)	1:41.76 (1)	2:39.08 (2)	3:34.318 (2)	QS
						52.66 (2)	57.32 (4)	55.238 (4)	
							3.21	4.697	
3	6	SLO		592 Zupancic Regent Jernej	52.76 (5)	1:46.21 (4)	2:41.63 (3)	3:34.550 (3)	QS
						53.45 (3)	55.42 (2)	52.920 (1)	
					3.66	4.45	5.76	4.929	
4	3	UKR		695 Tsurkan Vitaliy	52.38 (3)	1:46.12 (3)	2:42.17 (4)	3:37.187 (4)	QS
						53.74 (4)	56.05 (3)	55.017 (3)	
					3.28	4.36	6.30	7.566	
5	8	SVK		646 Jakubik Gabriel	52.49 (4)	1:48.06 (5)	2:47.52 (5)	3:51.519 (5)	QS
						55.57 (5)	59.46 (5)	1:03.999 (6)	
					3.39	6.30	11.65	21.898	
6	1	CRO		81 Janic Stjepan	55.94 (7)	1:52.58 (7)	2:52.85 (6)	3:54.830 (6)	QS
						56.64 (6)	1:00.27 (6)	1:01.980 (5)	
					6.84	10.82	16.98	25.209	
7	7	EST		193 Luik Martin	54.83 (6)	1:52.21 (6)	2:56.76 (7)	4:01.321 (7)	QS
						57.38 (7)	1:04.55 (7)	1:04.561 (7)	
					5.73	10.45	20.89	31.700	

Progression	1st to Fin. 2/7 to SF rest out
--------------------	--------------------------------

Weather Conditions	Air Temperature:		Wind Speed:	/ m/s
	Water Temperature:		Conditions:	
	Humidity:			

Legend:

QF	Qualified for final	QS	Qualified for semifinal	??	Not clear	X	Eliminated
°C	Degree celsius	m/s	Metres per second				

Rank	Boat	NOC	BIB	Name	250m	500m	750m	1000m	Q	
1	7	GER		707	Waßmuth Conny	52.71 (1)	1:48.35 (2)	2:44.70 (1)	3:40.559 (1)	QF
				703	Hörmann Judith		55.64 (3)	56.35 (2)	55.859 (1)	
2	5	HUN		280	Szabó Gabriella	53.58 (3)	1:49.48 (3)	2:45.07 (2)	3:41.907 (2)	QF
				266	Csipes Tamara	0.87	1.83	0.37	1.348	
3	4	SWE		661	Nordlöw Josefin	52.88 (2)	1:47.65 (1)	2:45.55 (3)	3:43.271 (3)	QF
				662	Paldanius Sofia	0.17	54.77 (1)	57.90 (4)	57.721 (4)	
4	6	ITA		376	Sgroi Fabiana	55.45 (5)	1:50.88 (4)	2:47.88 (4)	3:45.594 (4)	QS
				371	Alberti Anna	2.74	3.23	3.18	5.035	
5	3	DEN		133	Nielsen Anne	55.28 (4)	1:53.28 (5)	2:54.11 (5)	3:54.633 (5)	QS
				132	Lolk Thomsen Anne	2.57	5.63	9.41	14.074	

Progression	1/3 to Fin.4/7 to SF + 8 BT rest out
--------------------	--------------------------------------

Weather Conditions	Air Temperature:	18.2°C	Wind Speed:	3.4 / 2.5 m/s	
	Water Temperature:	12.6°C	Conditions:	Sunny with a few clouds	
	Humidity:	73.9%		Wind Direction:	

Legend:

QF	Qualified for final	QS	Qualified for semifinal	??	Not clear	X	Eliminated
°C	Degree celsius	m/s	Metres per second				

Rank	Boat	NOC	BIB	Name	250m	500m	750m	1000m	Q	
1	6	RUS		558	Sergeeva Anastasia	52.19 (2)	1:46.50 (2)	2:43.00 (2)	3:37.856 (1)	QF
				557	Salakhova Juliana		54.31 (1)	56.50 (2)	54.856 (1)	
						0.19	0.14	0.29		
2	5	POL		463	Mikolajczyk Beata	52.00 (1)	1:46.36 (1)	2:42.71 (1)	3:37.897 (2)	QF
				465	Pawelczak Sandra		54.36 (2)	56.35 (1)	55.187 (2)	
									0.041	
3	7	NOR		443	Leren Moen Louise	54.74 (3)	1:51.41 (3)	2:48.39 (3)	3:47.522 (3)	QF
				441	Brun Lie Agnes		56.67 (4)	56.98 (3)	59.132 (3)	
						2.74	5.05	5.68	9.666	
4	4	ROU		526	Rentea Elena	55.22 (4)	1:51.51 (4)	2:50.65 (4)	3:50.993 (4)	QS
				522	Catrana Anisoara		56.29 (3)	59.14 (4)	1:00.343 (4)	
						3.22	5.15	7.94	13.137	
5	3	ESP		159	Varela Ana	55.81 (5)	1:54.54 (5)	2:56.55 (5)	4:02.923 (5)	QS
				155	Pedruelo Laura		58.73 (5)	1:02.01 (5)	1:06.373 (5)	
						3.81	8.18	13.84	25.067	

Progression	1/3 to Fin. 4/7 to SF + 8 BT rest out
--------------------	---------------------------------------

Starter	GER	Stahlschmidt Günter			

Weather Conditions	Air Temperature:		Wind Speed:	/ m/s
	Water Temperature:		Conditions:	
	Humidity:			

Legend:

QF	Qualified for final	QS	Qualified for semifinal	??	Not clear	X	Eliminated
°C	Degree celsius	m/s	Metres per second				

Rank	Boat	NOC	BIB	Name	250m	500m	750m	1000m	Q	
1	8	AZE		33	Prokopenko Maksim	51.75 (1)	1:46.10 (1)	2:42.03 (1)	3:36.606 (1)	QF
				31	Bezugliy Sergey		54.35 (4)	55.93(=3)	54.576 (3)	
2	3	RUS		572	Melantsev Victor	52.05 (2)	1:47.81 (4)	2:43.74 (3)	3:37.264 (2)	QF
				570	Lipkin Nikolay	0.30	1.71	1.71	0.658	
3	6	HUN		333	Sáfran Mátyás	53.85 (4)	1:47.59 (3)	2:43.22 (2)	3:37.576 (3)	QF
				334	Sáfran Mihály	2.10	1.49	1.19	0.970	
4	4	GER		720	Leue Erik	54.74 (6)	1:48.59 (5)	2:44.18 (4)	3:38.768 (4)	QS
				731	Wylenzek Tomasz	2.99	2.49	2.15	2.162	
5	5	BLR		52	Bahdanovich Andrei	54.56 (5)	1:48.78 (6)	2:45.27 (6)	3:40.410 (5)	QS
				53	Bahdanovich Aliaksandr	2.81	2.68	3.24	3.804	
6	7	CZE		115	Radon Jaroslav	52.74 (3)	1:47.36 (2)	2:44.40 (5)	3:41.886 (6)	QS
				107	Dvorak Filip	0.99	1.26	2.37	5.280	
7	2	ITA		386	Incollingo Luca	55.13 (7)	1:52.88 (7)	2:57.35 (7)	4:03.648 (7)	QS
				381	Testa Antonio	3.38	6.78	15.32	27.042	

Progression 1/3 to Fin. 4/7 to SF + 8 BT rest out

Starter	BEL	Janssens Etienne	ECA Chief Official	NED	Müller Elly
Course umpires	AUT	Marktler Harald	Finish line judges	GER	Geissler Wilfried
Course umpires	CZE	Kobicova Hana			
Weather Conditions	Air Temperature:		Wind Speed:	/ m/s	
	Water Temperature:		Conditions:		
	Humidity:				

Legend:

QF	Qualified for final	QS	Qualified for semifinal	??	Not clear	X	Eliminated
°C	Degree celsius	m/s	Metres per second				

Rank	Boat	NOC	BIB	Name	250m	500m	750m	1000m	Q
1	4	POL		474 Kaczor Tomasz	53.36 (3)	1:47.56 (2)	2:42.56 (1)	3:38.028 (1)	QF
				472 Grzybowski Marcin		54.20 (3)	55.00 (1)	55.468 (2)	
					1.34	1.43			
2	7	ESP		164 Bouza José Luis	54.06 (5)	1:48.83 (5)	2:44.83 (4)	3:38.907 (2)	QF
				167 Costa Daniel		54.77 (4)	56.00 (2)	54.077 (1)	
					2.04	2.70	2.27	0.879	
3	6	ROU		533 Dumitrescu Liviu	52.02 (1)	1:46.13 (1)	2:43.56 (2)	3:39.669 (3)	QF
				530 Costache Catalin		54.11 (2)	57.43 (5)	56.109 (3)	
							1.00	1.641	
4	5	UKR		698 Shpak Oleksii	54.56 (6)	1:47.93 (3)	2:44.59 (3)	3:41.462 (4)	QS
				690 Sazonov Volodymyr		53.37 (1)	56.66 (3)	56.872 (4)	
					2.54	1.80	2.03	3.434	
5	2	LAT		393 Knesis Antons	52.58 (2)	1:48.57 (4)	2:46.12 (5)	3:43.627 (5)	QS
				394 Pranks Gatis		55.99 (6)	57.55 (6)	57.507 (5)	
					0.56	2.44	3.56	5.599	
6	3	FRA		215 Hemonic Bertrand	53.84 (4)	1:49.27 (6)	2:46.31 (6)	3:47.505 (6)	QS
				220 Tchamba William		55.43 (5)	57.04 (4)	1:01.195 (6)	
					1.82	3.14	3.75	9.477	

Progression 1/3 to Fin. 4/7 to SF + 8 BT rest out

Weather Conditions	Air Temperature:		Wind Speed:	/ m/s
	Water Temperature:		Conditions:	
	Humidity:			

Legend:

QF	Qualified for final	QS	Qualified for semifinal	??	Not clear	X	Eliminated
°C	Degree celsius	m/s	Metres per second				

Rank	Boat	NOC	BIB	Name	250m	500m	750m	1000m	Q	
1	7	BLR		65	Findziukevich Siarhei	46.10 (1)	1:34.94 (1)	2:25.17 (1)	3:13.804 (1)	QF
				64	Strelchanka Stanislau		48.84 (1)	50.23 (3)	48.634 (1)	
2	4	HUN		301	Gönczy Gábor	46.90 (4)	1:35.86 (2)	2:25.43 (2)	3:14.662 (2)	QS
				314	Kökény Roland		48.96 (2)	49.57 (1)	49.232 (3)	
					0.80	0.92	0.26	0.858		
3	8	POL		478	Luczak Krzysztof	46.77 (3)	1:36.52 (4)	2:27.15 (3)	3:17.332 (3)	QS
				481	Nickowski Marcin		49.75 (3)	50.63 (4)	50.182 (6)	
					0.67	1.58	1.98	3.528		
4	3	POR		509	Silva Emanuel	46.20 (2)	1:36.35 (3)	2:27.97 (5)	3:18.221 (4)	QS
				506	Fernandes David		50.15 (4)	51.62 (7)	50.251 (7)	
					0.10	1.41	2.80	4.417		
5	6	CZE		106	Davidak Pavel	47.31 (5)	1:37.72 (5)	2:27.88 (4)	3:18.559 (5)	QS
				120	Trefil Lukas		50.41 (7)	50.16 (2)	50.679 (8)	
					1.21	2.78	2.71	4.755		
6	9	SVK		643	Erban Róbert	48.22 (8)	1:38.55 (7)	2:29.49 (7)	3:18.893 (6)	QS
				656	Wiebauer Andrej		50.33 (6)	50.94 (5)	49.403 (4)	
					2.12	3.61	4.32	5.089		
7	2	ITA		380	Dall'Acqua Nicola	47.73 (6)	1:37.98 (6)	2:29.07 (6)	3:19.234 (7)	QS
				379	Colombi Mattia		50.25 (5)	51.09 (6)	50.164 (5)	
					1.63	3.04	3.90	5.430		
8	5	DEN		140	Oestergaard Esben	47.83 (7)	1:39.13 (8)	2:31.11 (8)	3:20.220 (8)	X
				135	Boejesen Jimmy		51.30 (8)	51.98 (8)	49.110 (2)	
					1.73	4.19	5.94	6.416		
9	1	ARM		12	Asmryan Gevorg	49.88 (9)	1:43.72 (9)	2:41.72 (9)	3:41.653 (9)	X
				11	Andreasyan Aram		53.84 (9)	58.00 (9)	59.933 (9)	
					3.78	8.78	16.55	27.849		

Progression 1st to Fin. 2/7 to SF rest out

ECA Chief Official	NED	Müller Elly	Course umpires	FRA	Mayer Albert
Finish line judges	GER	Geissier Wilfried	Course umpires	ROU	Tòth George
Starter	BEL	Janssens Etienne			

Weather Conditions	Air Temperature:		Wind Speed:	/ m/s
	Water Temperature:		Conditions:	
	Humidity:			

Legend:

QF	Qualified for final	QS	Qualified for semifinal	??	Not clear	X	Eliminated
°C	Degree celsius	m/s	Metres per second				

Rank	Boat	NOC	BIB	Name	250m	500m	750m	1000m	Q	
1	4	NOR		450	Veraas Larsen Eirik	45.89 (2)	1:34.03 (2)	2:24.42 (2)	3:13.531 (1)	QF
				446	Norenberg Jacob	1.61	1.40	0.59	49.111 (1)	
2	8	ROU		527	Anghel Ionut	44.28 (1)	1:32.63 (1)	2:23.83 (1)	3:14.738 (2)	QS
				544	Stefan Vasile	48.35 (4)	51.20 (7)	50.908 (4)	1.207	
3	9	RUS		580	Shkiotov Andrey	46.25 (3)	1:34.52 (4)	2:24.74 (3)	3:14.956 (3)	QS
				583	Slyusarenko Kirill	1.97	1.89	0.91	50.216 (2)	
4	6	BEL		41	Cauwenbergh Olivier	46.76 (5)	1:35.48 (5)	2:26.24 (5)	3:16.945 (4)	QS
				44	Maesen Bob	2.48	2.85	2.41	50.705 (3)	
5	5	ESP		172	Hernanz Javier	46.42 (4)	1:34.42 (3)	2:25.18 (4)	3:16.961 (5)	QS
				173	Llamedo Emilio	2.14	1.79	1.35	51.781 (6)	
6	7	BUL		77	Stefanov Aleksandar	48.05 (6)	1:37.68 (6)	2:28.70 (6)	3:19.999 (6)	QS
				73	Dimitrov Marian	3.77	5.05	4.87	51.299 (5)	
7	2	LTU		405	Malinauskas Rokas				3:20.364 (7)	QS
				408	Olijnik Andrej				6.833	
8	3	SUI		632	Gubser Remo	48.14 (7)	1:39.61 (7)	2:30.60 (7)	3:22.521 (8)	X
				631	Gubser David	3.86	6.98	6.77	51.921 (7)	

Progression	1st to Fin. 2/7 to SF rest out
--------------------	--------------------------------

Starter	BEL	Janssens Etienne	Course umpires	AUT	Marktler Harald
ECA Chief Official	NED	Müller Elly	Course umpires	CZE	Kobicova Hana
Finish line judges	GER	Geissier Wilfried			

Weather Conditions	Air Temperature:		Wind Speed:	/ m/s
	Water Temperature:		Conditions:	
	Humidity:			

Legend:

QF	Qualified for final	QS	Qualified for semifinal	??	Not clear	X	Eliminated
°C	Degree celsius	m/s	Metres per second				

Rank	Boat	NOC	BIB	Name	250m	500m	750m	1000m	Q
1	4	GER		721 Lindner Sebastian	46.60 (4)	1:36.11 (3)	2:26.40 (2)	3:13.776 (1)	QF
				732 Zahm Norman		49.51 (3)	50.29 (1)	47.376 (1)	
					0.87	2.22	1.93		
2	5	FRA		217 Hybois Arnaud	45.73 (1)	1:33.89 (1)	2:24.47 (1)	3:13.783 (2)	QS
				216 Hubert Etienne		48.16 (1)	50.58 (2)	49.313 (2)	
							0.007		
3	6	UKR		681 Kopystynskyi Roman	46.24 (3)	1:35.38 (2)	2:27.35 (3)	3:17.120 (3)	QS
				686 Mamutov Ruslan		49.14 (2)	51.97 (4)	49.770 (3)	
					0.51	1.49	2.88	3.344	
4	8	SRB		615 Pajic Dejan	46.11 (2)	1:36.46 (4)	2:29.47 (4)	3:21.047 (4)	QS
				619 Stanojevic Dusko		50.35 (5)	53.01 (6)	51.577 (6)	
					0.38	2.57	5.00	7.271	
5	3	GBR		238 Cox Edward	48.25 (6)	1:39.00 (6)	2:31.05 (6)	3:21.407 (5)	QS
				244 Rutherford Edward		50.75 (6)	52.05 (5)	50.357 (4)	
					2.52	5.11	6.58	7.631	
6	2	NED		434 Koenders Robin	48.62 (8)	1:39.57 (8)	2:31.29 (7)	3:22.466 (6)	QS
				435 van den Berg Ruud		50.95 (8)	51.72 (3)	51.176 (5)	
					2.89	5.68	6.82	8.690	
7	9	FIN		203 Hokajärvi Mika	47.35 (5)	1:37.39 (5)	2:30.71 (5)	3:23.568 (7)	QS
				204 Mikkonen Kalle		50.04 (4)	53.32 (7)	52.858 (7)	
					1.62	3.50	6.24	9.792	
8	7	EST		192 Juurikas Jüri	48.34 (7)	1:39.10 (7)	2:34.71 (8)	3:29.659 (8)	X
				194 Pöder Raigo		50.76 (7)	55.61 (8)	54.949 (8)	
					2.61	5.21	10.24	15.883	

Progression	1st to Fin. 2/7 to SF rest out
--------------------	--------------------------------

Starter	BEL	Janssens Etienne	Course umpires	BEL	Dethise Jean Claude
ECA Chief Official	NED	Müller Elly	Course umpires	ESP	Mondino Turienze José Antonio
Finish line judges	GER	Geissier Wilfried			

Weather Conditions	Air Temperature:		Wind Speed:	/ m/s
	Water Temperature:		Conditions:	
	Humidity:			

Legend:

QF	Qualified for final	QS	Qualified for semifinal	??	Not clear	X	Eliminated
°C	Degree celsius	m/s	Metres per second				

Rank	Boat	NOC	BIB	Name	250m	500m	750m	1000m	Q				
1	5	SVK		651 Risdorfer Richard	42.13 (2)	1:24.59 (1)	2:09.50 (1)	2:54.717 (1)	QF				
				652 Risdorfer Michal						42.46 (1)	44.91 (3)	45.217 (5)	
				655 Vlcek Erik						0.38			
				654 Tarr Juraj Juraj									
2	7	GBR		240 Farrell Ben	42.30 (3)	1:25.48 (3)	2:10.14 (2)	2:55.119 (2)	QF				
				247 Wycherley Paul						43.18 (3)	44.66 (2)	44.979 (2)	
				241 Hastings Stuart						0.55	0.89	0.64	0.402
				239 Daniels Andrew									
3	6	ROU		542 Porcarasu Iustin	41.75 (1)	1:24.68 (2)	2:10.23 (3)	2:56.445 (3)	QF				
				539 Mitrea Ionut						42.93 (2)	45.55 (4)	46.215 (7)	
				531 Costea Dan						0.09	0.73	1.728	
				534 Gavrilă Petrus									
4	8	SWE		665 Barsk Johannes	42.48 (4)	1:26.11 (4)	2:11.68 (4)	2:56.830 (4)	QS				
				667 Oskarsson Markus						43.63 (4)	45.57 (5)	45.150 (4)	
				664 Andersson Niklas						0.73	1.52	2.18	2.113
				668 Svenssen Anders									
5	4	RUS		577 Salakhov Evgeny	43.32 (6)	1:27.18 (6)	2:13.07 (6)	2:57.547 (5)	QS				
				571 Medvedev Ilya						43.86 (5)	45.89 (6)	44.477 (1)	
				585 Vasilyev Anton						1.57	2.59	3.57	2.830
				586 Vishnyakov Konstantin									
6	9	ITA		378 Benedini Franco	42.76 (5)	1:27.05 (5)	2:14.08 (7)	2:59.179 (6)	QS				
				385 Ricchetti Alberto						44.29 (6)	47.03 (8)	45.099 (3)	
				383 Piemonte Luca						1.01	2.46	4.58	4.462
				382 Monte Angelo									
7	2	NOR		449 Solberg Oyvind	43.52 (7)			2:59.470 (7)	QS				
				445 Kaleta Grzegorz Wacław									
				448 Salbu Daniel						1.77			4.753
				447 Odergaard Oyvind									
8	3	DEN		134 Bleibach Kasper	43.90 (8)	1:28.75 (7)	2:15.36 (8)	3:01.176 (8)	X				
				136 Dagnæs Nikolaj							44.85 (7)	46.61 (7)	45.816 (6)
				141 Spliid Adam						2.15	4.16	5.86	6.459
				142 Staer Emil									
9	1	SRB		622 Zoric Milenko	44.06 (9)	1:31.08 (8)	2:12.98 (5)	3:07.575 (9)	X				
				610 Gajdobranski Milan							47.02 (8)	41.90 (1)	54.595 (8)
				611 Knezevic Marko						2.31	6.49	3.48	12.858
				612 Knezevic Luka									

Progression 1/3 to Fin. 4/7 to SF + 8 BT rest out

Starter	BEL	Janssens Etienne	Course umpires	FRA	Mayer Albert
ECA Chief Official	NED	Müller Elly	Course umpires	ROU	Tòth George
Finish line judges	GER	Geissier Wilfried			

Weather Conditions	Air Temperature:		Wind Speed:	/ m/s
	Water Temperature:		Conditions:	
	Humidity:			



K4 1000m MEN

European Canoe Sprint Championships Seniors

RESULTS

Race 15
Brandenburg 25/28 June 2009

Men K4 1000m / Heat 1
THU 25 JUN 2009 THU

H1

Legend:

QF	Qualified for final	QS	Qualified for semifinal	??	Not clear	X	Eliminated
°C	Degree celsius	m/s	Metres per second				



Rank	Boat	NOC	BIB	Name	250m	500m	750m	1000m	Q	
1	6		60	Piatushenka Raman	41.05 (1)	1:23.58 (1)	2:07.39 (1)	2:52.291 (1)	QF	
				62	Abalmasau Aliaksei		42.53 (1)	43.81 (1)	44.901 (6)	
				63	Litvinchuk Artur					
				61	Makhneu Vadzim					
2	5		709	Altepost Lutz	41.39 (3)	1:24.23 (2)	2:08.54 (2)	2:52.879 (2)	QF	
				712	Bröckel Norman		42.84 (2)	44.31 (2)	44.339 (3)	
				713	Eckbrett Torsten	0.34	0.65	1.15	0.588	
				715	Goldschmidt Björn					
3	3		219	Lecrubier Vincent	41.22 (2)	1:24.58 (3)	2:09.34 (3)	2:53.431 (3)	QF	
				212	Burger Guillaume		43.36 (3)	44.76 (4)	44.091 (2)	
				218	Jouve Sébastien	0.17	1.00	1.95	1.140	
				213	Colin Philippe					
4	7		111	Horsky Ondrej	41.69 (4)	1:25.17 (4)	2:10.00 (4)	2:54.058 (4)	QS	
				116	Soucek Jan		43.48 (4)	44.83 (5)	44.058 (1)	
				105	Andrlík Jan	0.64	1.59	2.61	1.767	
				118	Sterba Jan					
5	4		311	Kammerer Zoltán	42.33 (7)	1:26.29 (7)	2:10.86 (5)	2:56.115 (5)	QS	
				289	Boros Attila		43.96 (6)	44.57 (3)	45.255 (7)	
				326	Molnár Péter	1.28	2.71	3.47	3.824	
				291	Bozsik Gábor					
6	8		409	Ptasnykas Rytis	41.83 (5)	1:26.01 (6)	2:11.45 (6)	2:56.220 (6)	QS	
				410	Radzevic Andzej		44.18 (7)	45.44 (6)	44.770 (4)	
				402	Duonela Alvydas	0.78	2.43	4.06	3.929	
				401	Balciunas Egidijus					
7	2		471	Cebula Jakub	42.00 (6)	1:25.85 (5)	2:12.13 (7)	2:58.325 (7)	QS	
				490	Wardowicz Dawid		43.85 (5)	46.28 (8)	46.195 (8)	
				483	Olszewski Tomasz	0.95	2.27	4.74	6.034	
				484	Podgorski Maciej					
8	1		171	González Jovino	43.22 (8)	1:28.02 (8)	2:14.08 (8)	2:58.912 (8)	QS	
				161	Alonso Iván		44.80 (8)	46.06 (7)	44.832 (5)	
				183	Rodríguez Víctor	2.17	4.44	6.69	6.621	
				180	Piña Diego					

Progression 1/3 to Fin. 4/7 to SF + 8 BT rest out

Starter	BEL	Janssens Etienne	Course umpires	AUT	Marktler Harald
ECA Chief Official	NED	Müller Elly	Course umpires	CZE	Koblicova Hana
Finish line judges	GER	Geissier Wilfried			

Weather Conditions	Air Temperature:		Wind Speed:		/ m/s
	Water Temperature:		Conditions:		
	Humidity:				

Legend:

QF	Qualified for final	QS	Qualified for semifinal	??	Not clear	X	Eliminated
°C	Degree celsius	m/s	Metres per second				

Rank	Boat	NOC	BIB	Name	250m	500m	Q
1	5	HUN		273 Kovács Katalin	55.02 (2)	1:51.930 (1) 56.910 (1)	QF
					0.17		
2	3	ESP		156 Portela Teresa	54.85 (1)	1:52.580 (2) 57.730 (4) 0.650	QS
3	6	SLO		591 Ponomarenko Spela	56.60 (3)	1:53.970 (3) 57.370 (3) 1.75 2.040	QS
4	4	GBR		232 Cawthorn Rachel	56.92 (4)	1:54.280 (4) 57.360 (2) 2.07 2.350	QS
5	7	BLR		51 Paltaran Maryna	57.01 (5)	1:56.990 (5) 59.980 (5) 2.16 5.060	QS
6	8	CZE		102 Blahova Jana	57.19 (7)	1:57.220 (6) 1:00.030 (6) 2.34 5.290	QS
7	1	FRA		211 Viard Anne Laure	57.10 (6)	1:58.700 (7) 1:01.600 (7) 2.25 6.770	QS
8	2	BUL		71 Nedeva Daniela	1:00.91 (8)	2:05.080 (8) 1:04.170 (8) 6.06 13.150	X

Progression 1st to Fin. 2/7 to SF rest out

Finish line judges	GER	Geissier Wilfried	Course umpires	BEL	Dethise Jean Claude
ECA Chief Official	NED	Müller Elly	Course umpires	ESP	Mondino Turienze José Antonio
Starter	HUN	Denés Gyorgy			

Weather Conditions	Air Temperature:		Wind Speed:	/ m/s
	Water Temperature:		Conditions:	
	Humidity:			

Legend:

QF	Qualified for final	QS	Qualified for semifinal	??	Not clear	X	Eliminated
°C	Degree celsius	m/s	Metres per second				

Women K1 500m / Heat 2
THU 25 JUN 2009 THU

Rank	Boat	NOC	BIB	Name	250m	500m	Q
1	5	GER	706	Wagner-Augustin Katrin	54.69 (1)	1:53.531 (1) 58.841 (1)	QF
2	7	AUT	21	Lehaci Ana Roxana	56.77 (2)	1:55.871 (2) 59.101 (2) 2.08 2.340	QS
3	6	POL	464	Naja Karolina	56.95 (4)	1:57.088 (3) 1:00.138 (3) 2.26 3.557	QS
4	3	POR	502	Portela Teresa	56.86 (3)	1:57.186 (4) 1:00.326 (4) 2.17 3.655	QS
5	2	GRE	251	Alexopoulou Athina-Theodora	57.22 (5)	1:58.192 (5) 1:00.972 (5) 2.53 4.661	QS
6	4	UKR	675	Pavlik Olga	57.29 (6)	2:01.018 (6) 1:03.728 (6) 2.60 7.487	QS
7	1	LAT	391	Liepa Lasma	1:01.14 (7)	2:06.989 (7) 1:05.849 (8) 6.45 13.458	QS
8	8	EST	191	Tortsova Natalja	1:02.02 (8)	2:07.079 (8) 1:05.059 (7) 7.33 13.548	X

Progression 1st to Fin. 2/7 to SF rest out

Finish line judges	GER	Geissier Wilfried	Course umpires	FRA	Mayer Albert
ECA Chief Official	NED	Müller Elly	Course umpires	ROU	Tòth George
Starter	HUN	Denés Gyorgy			

Weather Conditions	Air Temperature:		Wind Speed:	/ m/s
	Water Temperature:		Conditions:	
	Humidity:			

Legend:

QF	Qualified for final	QS	Qualified for semifinal	??	Not clear	X	Eliminated
°C	Degree celsius	m/s	Metres per second				

Women K1 500m / Heat 3
THU 25 JUN 2009 THU

Rank	Boat	NOC	BIB	Name	250m	500m	Q
1	5	ITA	374	Idem Josefa	55.46 (2)	1:53.558 (1) 58.098 (1)	QF
					0.59		
2	6	DEN	131	Engel Hansen Henriette	54.87 (1)	1:53.857 (2) 58.987 (3)	QS
					0.299		
3	8	FIN	201	Mikkonen Jenni	55.90 (3)	1:54.447 (3) 58.547 (2)	QS
					1.03	0.889	
4	3	RUS	552	Kachalova Yulia	57.45 (4)	1:57.676 (4) 1:00.226 (5)	QS
					2.58	4.118	
5	2	NED	431	de Groot Eef	59.42 (5)	1:58.541 (5) 59.121 (4)	QS
					4.55	4.983	
6	4	SWE	663	Roger Anna	59.48 (6)	2:00.538 (6) 1:01.058 (6)	QS
					4.61	6.980	

Progression 1st to Fin. 2/7 to SF rest out

Finish line judges	GER	Geissler Wilfried	Course umpires	AUT	Marktler Harald
ECA Chief Official	NED	Müller Elly	Course umpires	CZE	Kobicova Hana
Starter	HUN	Denés Gyorgy			

Weather Conditions	Air Temperature:		Wind Speed:	/ m/s
	Water Temperature:		Conditions:	
	Humidity:			

Legend:

QF	Qualified for final	QS	Qualified for semifinal	??	Not clear	X	Eliminated
°C	Degree celsius	m/s	Metres per second				

Men C1 500m / Heat 1
THU 25 JUN 2009 THU

Rank	Boat	NOC	BIB	Name	250m	500m	Q
1	8	LTU		412 Suklin Jevgenij	55.81 (3)	1:51.762 (1) 55.952 (1)	QF
					0.66		
2	6	POL		470 Baraszkiwicz Pawel	57.31 (4)	1:54.840 (2) 57.530 (2)	QS
					2.16	3.078	
3	5	RUS		582 Shtyl Ivan	55.15 (1)	1:55.582 (3) 1:00.432 (4)	QS
						3.820	
4	4	FRA		214 Goubel Mathieu	57.60 (5)	1:55.674 (4) 58.074 (3)	QS
					2.45	3.912	
5	7	CZE		108 Egermaier Martin	55.78 (2)	1:58.891 (5) 1:03.111 (6)	QS
					0.63	7.129	
6	3	GBR		246 Train James	58.27 (6)	1:59.081 (6) 1:00.811 (5)	QS
					3.12	7.319	

Progression 1st to Fin. 2/7 to SF rest out

Finish line judges	GER	Geissier Wilfried	Course umpires	BEL	Dethise Jean Claude
ECA Chief Official	NED	Müller Elly	Course umpires	ESP	Mondino Turienze José Antonio
Starter	GER	Stahlschmidt Günter			

Weather Conditions	Air Temperature:		Wind Speed:	/ m/s
	Water Temperature:		Conditions:	
	Humidity:			

Legend:

QF	Qualified for final	QS	Qualified for semifinal	??	Not clear	X	Eliminated
°C	Degree celsius	m/s	Metres per second				

Men C1 500m / Heat 2
THU 25 JUN 2009 THU

Rank	Boat	NOC	BIB	Name	250m	500m	Q
1	8	AZE 	32	Demyanenko Valentin	53.18 (1)	1:50.546 (1) 57.366 (3)	QF
2	5	GER 	711	Brendel Sebastian	55.54 (2)	1:52.656 (2) 57.116 (1) 2.36 2.110	QS
3	4	BLR 	54	Harazha Dzianis	55.83 (3)	1:52.971 (3) 57.141 (2) 2.65 2.425	QS
4	6	GRE 	252	Kiligkaridis Andreas	56.60 (4)	1:56.926 (4) 1:00.326 (5) 3.42 6.380	QS
5	2	POR 	510	Silva Helder	58.54 (6)	1:58.380 (5) 59.840 (4) 5.36 7.834	QS
6	3	ESP 	187	Sánchez José Manuel	58.02 (5)	2:00.677 (6) 1:02.657 (6) 4.84 10.131	QS
7	7	EST 	195	Tsuskin Danek	59.59 (7)	2:20.426 (7) 1:20.836 (7) 6.41 29.880	QS

Progression 1st to Fin. 2/7 to SF rest out







Finish line judges	GER	Geissier Wilfried	Course umpires	FRA	Mayer Albert
ECA Chief Official	NED	Müller Elly	Course umpires	ROU	Tòth George
Starter	GER	Stahlschmidt Günter			

Weather Conditions	Air Temperature:		Wind Speed:	/ m/s
	Water Temperature:		Conditions:	
	Humidity:			

Legend:

QF	Qualified for final	QS	Qualified for semifinal	??	Not clear	X	Eliminated
°C	Degree celsius	m/s	Metres per second				

Men C1 500m / Heat 3
THU 25 JUN 2009 THU

Rank	Boat	NOC	BIB	Name	250m	500m	Q
1	7	HUN		342 Vajda Attila	55.99 (1)	1:52.433 (1) 56.443 (1)	QF
2	4	ROU		538 Mironcic Florin	56.33 (2)	1:53.904 (2) 57.574 (2)	QS
					0.34	1.471	
3	5	UKR		678 Dzhaliilov Ruslan	57.08 (3)	1:56.540 (3) 59.460 (3)	QS
					1.09	4.107	
4	6	LAT		392 Ezmalis Mikelis	57.50 (4)	1:57.810 (4) 1:00.310 (4)	QS
					1.51	5.377	
5	3	SVK		645 Hagara L'ubomir	58.00 (6)	2:01.923 (5) 1:03.923 (5)	QS
					2.01	9.490	
6	2	BUL		75 Hristov Hristo	57.75 (5)	2:06.525 (6) 1:08.775 (6)	QS
					1.76	14.092	

Progression 1st to Fin. 2/7 to SF rest out

Finish line judges	GER	Geissier Wilfried	Course umpires	AUT	Marktler Harald
ECA Chief Official	NED	Müller Elly	Course umpires	CZE	Kobicova Hana
Starter	GER	Stahlschmidt Günter			

Weather Conditions	Air Temperature:		Wind Speed:	/ m/s
	Water Temperature:		Conditions:	
	Humidity:			

Legend:

QF	Qualified for final	QS	Qualified for semifinal	??	Not clear	X	Eliminated
°C	Degree celsius	m/s	Metres per second				

Men K1 500m / Heat 1
THU 25 JUN 2009 THU

Rank	Boat	NOC	BIB	Name	250m	500m	Q
1	3	CRO	81	Janic Stjepan	50.41 (2)	1:41.345 (1) 50.935 (1)	QS
2	5	DEN	137	Holten Poulsen René	49.88 (1)	1:41.396 (2) 51.516 (2) 0.051	QS
3	6	POR	507	Pimenta Fernando	51.06 (3)	1:43.715 (3) 52.655 (3) 1.18 2.370	QS
4	4	NED	434	Koenders Robin	51.33 (5)	1:44.126 (4) 52.796 (4) 1.45 2.781	QS
5	2	LTU	405	Malinauskas Rokas	51.09 (4)	1:44.341 (5) 53.251 (5) 1.21 2.996	QS
6	8	SVK	646	Jakubik Gabriel	52.12 (6)	1:47.525 (6) 55.405 (6) 2.24 6.180	QS
7	7	CYP	91	Djordje Pavlovic	54.57 (7)	1:50.890 (7) 56.320 (7) 4.69 9.545	X
1		MNE	422	Soc Milutin			DNS

Progression 1/6 to SF + 3 BT rest out

Finish line judges	GER	Geissier Wilfried	Course umpires	BEL	Dethise Jean Claude
ECA Chief Official	NED	Müller Elly	Course umpires	ESP	Mondino Turienze José Antonio
Starter	GER	Stahlschmidt Günter			

Weather Conditions	Air Temperature:		Wind Speed:	/ m/s
	Water Temperature:		Conditions:	
	Humidity:			

Legend:

QF	Qualified for final	QS	Qualified for semifinal	??	Not clear	X	Eliminated
DNS	Did not start	°C	Degree celsius	m/s	Metres per second		

Men K1 500m / Heat 2
THU 25 JUN 2009 THU

Rank	Boat	NOC	BIB	Name	250m	500m	Q
1	2	POL	489	Twardowski Marek	49.30 (3)	1:40.315 (1) 51.015 (1)	QS
					0.14		
2	5	ITA	387	Zerial Michele	49.46 (4)	1:40.866 (2) 51.406 (2)	QS
					0.30	0.551	
3	8	UKR	680	Kharytonov Oleg	49.16 (1)	1:41.585 (3) 52.425 (5)	QS
						1.270	
4	6	ESP	174	Llera Francisco	49.72 (5)	1:41.732 (4) 52.012 (3)	QS
					0.56	1.417	
5	3	BUL	76	Kircheav Miroslav	50.05 (7)	1:42.294 (5) 52.244 (4)	QS
					0.89	1.979	
6	7	CZE	119	Svab Filip	49.26 (2)	1:42.556 (6) 53.296 (6)	QS
					0.10	2.241	
7	4	GBR	243	Mckeever Edward	49.92 (6)	1:43.319 (7) 53.399 (7)	QS
					0.76	3.004	
8	1	AZE	34	Mammadov Pamil	54.04 (8)	1:56.715 (8) 1:02.675 (8)	QS
					4.88	16.400	

Progression 1/6 to SF + 3 BT rest out

Finish line judges	GER	Geissier Wilfried	Course umpires	FRA	Mayer Albert
ECA Chief Official	NED	Müller Elly	Course umpires	ROU	Tòth George
Starter	GER	Stahlschmidt Günter			

Weather Conditions	Air Temperature:		Wind Speed:		/ m/s
	Water Temperature:		Conditions:		
	Humidity:				

Legend:

QF	Qualified for final	QS	Qualified for semifinal	??	Not clear	X	Eliminated
°C	Degree celsius	m/s	Metres per second				

Men K1 500m / Heat 3
THU 25 JUN 2009 THU

Rank	Boat	NOC	BIB	Name	250m	500m	Q
1	5	RUS		576 Ryakhov Anton	48.77 (1)	1:40.656 (1) 51.886 (1)	QS
2	4	FRA		218 Jouve Sébastien	50.39 (3)	1:42.401 (2) 52.011 (2)	QS
					1.62	1.745	
3	3	BLR		69 Shkrabau Uladzislau	51.10 (5)	1:43.255 (3) 52.155 (3)	QS
					2.33	2.599	
4	6	LAT		398 Zalupe Kristaps	50.65 (4)	1:44.483 (4) 53.833 (5)	QS
					1.88	3.827	
5	2	SLO		592 Zupancic Regent Jernej	53.24 (6)	1:46.157 (5) 52.917 (4)	QS
					4.47	5.501	
6	8	GRE		253 Papasavvas Michail	50.26 (2)	1:46.313 (6) 56.053 (7)	QS
					1.49	5.657	
7	7	EST		193 Luik Martin	53.51 (7)	1:48.507 (7) 54.997 (6)	QS
					4.74	7.851	

Progression 1/6 to SF + 3 BT rest out

Finish line judges	GER	Geissier Wilfried	Course umpires	AUT	Marktler Harald
ECA Chief Official	NED	Müller Elly	Course umpires	CZE	Kobicova Hana
Starter	GER	Stahlschmidt Günter			

Weather Conditions	Air Temperature:		Wind Speed:	/ m/s
	Water Temperature:		Conditions:	
	Humidity:			

Legend:

QF	Qualified for final	QS	Qualified for semifinal	??	Not clear	X	Eliminated
°C	Degree celsius	m/s	Metres per second				

Men K1 500m / Heat 4
THU 25 JUN 2009 THU

Rank	Boat	NOC	BIB	Name	250m	500m	Q
1	4	GER		725 Rauhe Ronald	49.26 (1)	1:39.803 (1) 50.543 (1)	QS
2	5	SWE		666 Gustafsson Anders	49.84 (2)	1:40.865 (2) 51.025 (2) 0.58 1.062	QS
3	7	IRL		351 Fleming Neil	50.00 (3)	1:42.124 (3) 52.124 (3) 0.74 2.321	QS
4	6	HUN		326 Molnár Péter	50.08 (4)	1:42.740 (4) 52.660 (5) 0.82 2.937	QS
5	2	SRB		620 Tomicevic Marko	51.59 (7)	1:44.127 (5) 52.537 (4) 2.33 4.324	QS
6	8	AUT		24 Endl Christian	51.37 (6)	1:44.154 (6) 52.784 (6) 2.11 4.351	QS
7	3	BEL		45 Pannecoucke Laurens	51.00 (5)	1:44.218 (7) 53.218 (7) 1.74 4.415	QS

Progression 1/6 to SF + 3 BT rest out

Finish line judges	GER	Geissier Wilfried	Course umpires	BEL	Dethise Jean Claude
ECA Chief Official	NED	Müller Elly	Course umpires	ESP	Mondino Turienze José Antonio
Starter	GER	Stahlschmidt Günter			

Weather Conditions	Air Temperature:		Wind Speed:	/ m/s
	Water Temperature:		Conditions:	
	Humidity:			

Legend:

QF	Qualified for final	QS	Qualified for semifinal	??	Not clear	X	Eliminated
°C	Degree celsius	m/s	Metres per second				

Rank	Boat	NOC	BIB	Name	250m	500m	Q	
1	6	ESP		153	Manchón Beatriz	51.37 (3)	1:43.754 (1)	QF
				158	Smidakova Jana		52.384 (1)	
					0.54			
2	5	HUN		280	Szabó Gabriella	51.11 (2)	1:44.246 (2)	QF
				274	Kozák Danuta		53.136 (2)	
					0.28	0.492		
3	4	AUT		22	Schuring Yvonne	50.83 (1)	1:44.623 (3)	QF
				23	Schwarz Viktoria		53.793 (4)	
						0.869		
4	3	SWE		661	Nordlöw Josefin	52.38 (5)	1:45.677 (4)	QS
				662	Paldanius Sofia		53.297 (3)	
					1.55	1.923		
5	8	UKR		673	Muravyova Iryna	51.95 (4)	1:48.238 (5)	QS
				674	Osyenko-Radomska Inna		56.288 (6)	
					1.12	4.484		
6	7	DEN		133	Nielsen Anne	54.51 (7)	1:49.437 (6)	QS
				132	Lolk Thomsen Anne		54.927 (5)	
					3.68	5.683		
7	2	NED		432	Roos Femke	54.09 (6)	1:50.893 (7)	QS
				433	van Eerde Rowdy		56.803 (7)	
					3.26	7.139		

Progression 1/3 to Fin. 4/7 to SF + 8 BT rest out

Finish line judges	GER	Geissier Wilfried	Course umpires	FRA	Mayer Albert
ECA Chief Official	NED	Müller Elly	Course umpires	ROU	Tóth George
Starter	GER	Stahschmidt Günter			

Weather Conditions	Air Temperature:		Wind Speed:	/ m/s
	Water Temperature:		Conditions:	
	Humidity:			

Legend:

QF	Qualified for final	QS	Qualified for semifinal	??	Not clear	X	Eliminated
°C	Degree celsius	m/s	Metres per second				

Women K2 500m / Heat 2
 THU 25 JUN 2009 THU

Rank	Boat	NOC	BIB	Name	250m	500m	Q
1	4	SVK		641 Kmet'ová Ivana	50.34 (1)	1:43.521 (1)	QF
				642 Kohlová Martina		53.181 (3)	
2	5	GER		702 Fischer Fanny	50.92 (2)	1:43.936 (2)	QF
				708 Weber Franziska	0.58	53.016 (2)	
3	3	GBR		231 Belcher Lani	52.31 (5)	1:45.054 (3)	QF
				235 Wainwright Lucy	1.97	52.744 (1)	
4	6	POL		463 Mikolajczyk Beata	51.94 (3)	1:45.726 (4)	QS
				465 Pawelczak Sandra	1.60	53.786 (5)	
5	2	RUS		558 Sergeeva Anastasia	52.07 (4)	1:45.889 (5)	QS
				557 Salakhova Juliana	1.73	53.819 (6)	
6	8	SRB		601 Knezevic Miljana	52.70 (6)	1:47.495 (6)	QS
				604 Nadj Antonija	2.36	54.795 (7)	
7	7	ITA		372 Cicali Stefania	54.38 (7)	1:47.993 (7)	QS
				373 Galiotto Alessandra	4.04	53.613 (4)	
					4.04	4.472	

Progression 1/3 to Fin. 4/7 to SF + 8 BT rest out

Finish line judges	GER	Geissier Wilfried	Course umpires	AUT	Marktler Harald
ECA Chief Official	NED	Müller Elly	Course umpires	CZE	Kobicova Hana
Starter	GER	Stahlschmidt Günter			

Weather Conditions	Air Temperature:		Wind Speed:	/ m/s
	Water Temperature:		Conditions:	
	Humidity:			

Legend:

QF	Qualified for final	QS	Qualified for semifinal	??	Not clear	X	Eliminated
°C	Degree celsius	m/s	Metres per second				

Men C2 500m / Heat 1
THU 25 JUN 2009 THU

Rank	Boat	NOC	BIB	Name	250m	500m	Q	
1	1	AZE		33	Prokopenko Maksim	50.93 (3)	1:42.724 (1)	QF
				31	Bezugliy Sergey		51.794 (2)	
					0.53			
2	7	GER		724	Nuck Robert	50.96(=4)	1:42.813 (2)	QF
				719	Holtz Stefan		51.853 (3)	
					0.56	0.089		
3	5	RUS		563	Ignatov Evgeny	51.42 (6)	1:42.985 (3)	QF
				582	Shtyl Ivan		51.565 (1)	
					1.02	0.261		
4	6	BLR		52	Bahdanovich Andrei	50.67 (2)	1:43.022 (4)	QS
				53	Bahdanovich Aliaksandr		52.352 (4)	
					0.27	0.298		
5	4	LTU		404	Labuckas Raimundas	50.40 (1)	1:45.529 (5)	QS
				403	Gadeikis Tomas		55.129 (8)	
						2.805		
6	8	CZE		115	Radon Jaroslav	50.96(=4)	1:45.657 (6)	QS
				107	Dvorak Filip		54.697 (7)	
					0.56	2.933		
7	3	FRA		215	Hemonic Bertrand	52.54 (7)	1:45.865 (7)	QS
				220	Tchamba William		53.325 (5)	
					2.14	3.141		
8	2	LAT		393	Knesis Antons	53.17 (8)	1:47.861 (8)	QS
				394	Pranks Gatis		54.691 (6)	
					2.77	5.137		

Progression 1/3 to Fin. 4/7 to SF + 8 BT rest out

Finish line judges	GER	Geissier Wilfried	Course umpires	BEL	Dethise Jean Claude
ECA Chief Official	NED	Müller Elly	Course umpires	ESP	Mondino Turienze José Antonio
Starter	BEL	Janssens Etienne			

Weather Conditions	Air Temperature:		Wind Speed:		/ m/s
	Water Temperature:		Conditions:		
	Humidity:				

Legend:

QF	Qualified for final	QS	Qualified for semifinal	??	Not clear	X	Eliminated
°C	Degree celsius	m/s	Metres per second				

Men C2 500m / Heat 2
THU 25 JUN 2009 THU

Rank	Boat	NOC	BIB	Name	250m	500m	Q	
1	6	POL		487	Skowronski Pawel	50.11 (1)	1:42.663 (1)	QF
				485	Rynkiewicz Roman		52.553 (1)	
2	5	HUN		339	Széles Gábor	50.83 (2)	1:43.648 (2)	QF
				344	Varga Dávid		52.818 (4)	
					0.72	0.985		
3	2	ROU		529	Chirila Iosif	51.19 (3)	1:43.810 (3)	QF
				537	Mihalachi Victor		52.620 (3)	
					1.08	1.147		
4	4	BUL		74	Georgiev Deyan	52.92 (6)	1:45.485 (4)	QS
				72	Aliev Adnan		52.565 (2)	
					2.81	2.822		
5	8	ESP		179	Picallo Yeray	52.06 (4)	1:46.683 (5)	QS
				177	Oliveira André		54.623 (5)	
					1.95	4.020		
6	3	UKR		696	Verheles Vitaliy	52.79 (5)	1:51.291 (6)	QS
				679	Kamerylov Denys		58.501 (6)	
					2.68	8.628		
7	7	ITA		386	Incollingo Luca	53.92 (7)	1:52.828 (7)	QS
				381	Testa Antonio		58.908 (7)	
					3.81	10.165		

Progression 1/3 to Fin. 4/7 to SF + 8 BT rest out

Finish line judges	GER	Geissier Wilfried	Course umpires	FRA	Mayer Albert
ECA Chief Official	NED	Müller Elly	Course umpires	ROU	Tóth George
Starter	BEL	Janssens Etienne			

Weather Conditions	Air Temperature:		Wind Speed:	/ m/s
	Water Temperature:		Conditions:	
	Humidity:			

Legend:

QF	Qualified for final	QS	Qualified for semifinal	??	Not clear	X	Eliminated
°C	Degree celsius	m/s	Metres per second				

Men K2 500m / Heat 1
THU 25 JUN 2009 THU

Rank	Boat	NOC	BIB	Name	250m	500m	Q	
1	6	BLR		60	Piatrushenka Raman	44.12 (1)	1:30.111 (1)	QF
				61	Makhneu Vadzim		45.991 (2)	
2	5	GER		716	Groß Marcus	44.71 (2)	1:30.332 (2)	QS
				710	Bertz Hendrik	0.59	45.622 (1)	
3	7	ROU		527	Anghel Ionut	45.29 (3)	1:32.484 (3)	QS
				544	Stefan Vasile	1.17	47.194 (5)	
4	2	SVK		644	Gelle Peter	46.13 (4)	1:32.773 (4)	QS
				647	Martinek Tomás	2.01	46.643 (4)	
5	3	CZE		111	Horsky Ondrej	46.52 (5)	1:33.116 (5)	QS
				118	Sterba Jan	2.40	46.596 (3)	
6	8	BUL		77	Stefanov Aleksandar	46.69 (6)	1:34.838 (6)	QS
				73	Dimitrov Marian	2.57	48.148 (6)	
7	4	ITA		384	Pra Floriani Mauro	46.76 (7)	1:35.454 (7)	QS
				382	Monte Angelo	2.64	48.694 (8)	
8	1	FIN		203	Hokajärvi Mika	47.71 (8)	1:35.953 (8)	X
				204	Mikkonen Kalle	3.59	48.243 (7)	
						5.842		

Progression 1st to Fin. 2/7 to SF rest out

Finish line judges	GER	Geissier Wilfried	Course umpires	AUT	Marktler Harald
ECA Chief Official	NED	Müller Elly	Course umpires	CZE	Kobicova Hana
Starter	BEL	Janssens Etienne			

Weather Conditions	Air Temperature:		Wind Speed:	/ m/s
	Water Temperature:		Conditions:	
	Humidity:			

Legend:

QF	Qualified for final	QS	Qualified for semifinal	??	Not clear	X	Eliminated
°C	Degree celsius	m/s	Metres per second				

Men K2 500m / Heat 2
THU 25 JUN 2009 THU

Rank	Boat	NOC	BIB	Name	250m	500m	Q	
1	7	HUN		311	Kammerer Zoltán	44.69 (2)	1:30.246 (1)	QF
				319	Kucsera Gábor		45.556 (1)	
					1.08			
2	5	ESP		169	Craviotto Saúl	43.61 (1)	1:31.261 (2)	QS
				178	Pérez Rial Carlos		47.651 (5)	
					1.015			
3	6	POR		505	Correia Leonel	45.06 (3)	1:32.537 (3)	QS
				508	Ribeiro Joao		47.477 (3)	
					1.45	2.291		
4	4	LAT		396	Straume Kristis	46.31 (4)	1:33.201 (4)	QS
				395	Rumjancevs Aleksejs		46.891 (2)	
					2.70	2.955		
5	2	RUS		580	Shkiotov Andrey	46.71 (5)	1:34.305 (5)	QS
				583	Slyusarenko Kirill		47.595 (4)	
					3.10	4.059		
6	3	SUI		632	Gubser Remo	47.59 (6)	1:37.590 (6)	QS
				631	Gubser David		50.000 (6)	
					3.98	7.344		
7	8	EST		192	Juurikas Jüri	47.99 (7)	1:38.633 (7)	QS
				194	Pöder Raigo		50.643 (7)	
					4.38	8.387		
8	1	ARM		12	Asmalyan Gevorg	48.86 (8)	1:43.344 (8)	X
				11	Andreasyan Aram		54.484 (8)	
					5.25	13.098		

Progression 1st to Fin. 2/7 to SF rest out

Finish line judges	GER	Geissier Wilfried	Course umpires	BEL	Dethise Jean Claude
ECA Chief Official	NED	Müller Elly	Course umpires	ESP	Mondino Turienze José Antonio
Starter	BEL	Janssens Etienne			

Weather Conditions	Air Temperature:		Wind Speed:	/ m/s
	Water Temperature:		Conditions:	
	Humidity:			

Legend:

QF	Qualified for final	QS	Qualified for semifinal	??	Not clear	X	Eliminated
°C	Degree celsius	m/s	Metres per second				

Men K2 500m / Heat 3
THU 25 JUN 2009 THU

Rank	Boat	NOC	BIB	Name	250m	500m	Q	
1	8	NOR		450	Veraas Larsen Eirik	45.28 (3)	1:30.450 (1)	QF
				446	Norenberg Jacob		45.170 (1)	
					0.92			
2	3	UKR		683	Kremer Mykola	44.36 (1)	1:30.780 (2)	QS
				691	Servulya Sergiy		46.420 (2)	
					0.330			
3	5	LTU		402	Duonela Alvydas	44.59 (2)	1:31.451 (3)	QS
				401	Balciunas Egidijus		46.861 (3)	
					0.23	1.001		
4	4	FRA		217	Hybois Arnaud	45.45 (4)	1:33.391 (4)	QS
				216	Hubert Etienne		47.941 (4)	
					1.09	2.941		
5	6	GBR		247	Wycherley Paul	45.72 (5)	1:33.979 (5)	QS
				245	Schofield Jon		48.259 (5)	
					1.36	3.529		
6	7	POL		478	Luczak Krzysztof	45.88 (7)	1:34.542 (6)	QS
				481	Nickowski Marcin		48.662 (6)	
					1.52	4.092		
7	2	DEN		138	Nielsen Casper	45.75 (6)	1:35.623 (7)	QS
				139	Nielsen Lasse		49.873 (7)	
					1.39	5.173		

Progression 1st to Fin. 2/7 to SF rest out

Finish line judges	GER	Geissier Wilfried	Course umpires	FRA	Mayer Albert
ECA Chief Official	NED	Müller Elly	Course umpires	ROU	Tòth George
Starter	BEL	Janssens Etienne			

Weather Conditions	Air Temperature:		Wind Speed:		/ m/s
	Water Temperature:		Conditions:		
	Humidity:				

Legend:

QF	Qualified for final	QS	Qualified for semifinal	??	Not clear	X	Eliminated
°C	Degree celsius	m/s	Metres per second				

Women K4 500m / Heat 1
THU 25 JUN 2009 THU

Rank	Boat	NOC	BIB	Name	250m	500m	Q		
1	5	GER		704	Leonhardt Carolin	46.52 (1)	1:34.157 (1)	QF	
				705	Reinhardt Nicole				47.637 (2)
				706	Wagner-Augustin Katrin				
				701	Dietze Tina				
2	4	RUS		558	Sergeeva Anastasia	47.55 (2)	1:36.287 (2)	QF	
				557	Salakhova Juliana				48.737 (4)
				555	Lobova Natalia				
				554	Lavrova Anastasia				
3	7	GBR		236	Walker Jessica	48.82 (4)	1:36.437 (3)	QF	
				232	Cawthorn Rachel				47.617 (1)
				233	Mason Hayleigh				
				234	Sawers Louisa				
4	6	POR		503	Rodrigues Helena	48.16 (3)	1:36.779 (4)	QS	
				502	Portela Teresa				48.619 (3)
				504	Sousa Joana				
				501	Gomes Beatriz				
5	8	CZE		101	Adamova Anna	49.04 (5)	1:38.455 (5)	QS	
				104	Sebestova Jana				49.415 (6)
				102	Blahova Jana				
				103	Hrochova Lenka				
6	3	ITA		375	Murabito Norma	50.44 (6)	1:39.288 (6)	QS	
				373	Galiotto Alessandra				48.848 (5)
				376	SgROI Fabiana				
				371	Alberti Anna				
7	2	ROU		526	Rentea Elena	51.44 (7)	1:43.113 (7)	QS	
				522	Catruna Anisoara				51.673 (7)
				521	Braga Iuliana				
				524	Gheorghita Maria				

Progression 1/3 to Fin. 4/7 to SF + 8 BT rest out

Finish line judges	GER	Geissier Wilfried	Course umpires	AUT	Marktler Harald
ECA Chief Official	NED	Müller Elly	Course umpires	CZE	Kobicova Hana
Starter	HUN	Denés Gyorgy			

Weather Conditions	Air Temperature:		Wind Speed:	/ m/s
	Water Temperature:		Conditions:	
	Humidity:			

Legend:

QF	Qualified for final	QS	Qualified for semifinal	??	Not clear	X	Eliminated
°C	Degree celsius	m/s	Metres per second				

Women K4 500m / Heat 2
THU 25 JUN 2009 THU

Rank	Boat	NOC	BIB	Name	250m	500m	Q	
1	5		266	Csipes Tamara	48.08 (3)	1:34.109 (1)	QF	
			275	Medveczky Erika		46.029 (1)		
			272	Janic Natasa		1.19		
			262	Benedek Dalma				
2	6		467	Walczykiewicz Marta	46.89 (1)	1:34.685 (2)	QF	
			469	Wojnarowska Ewelina		47.795 (2)		
			461	Chojnacka Malgorzata		0.576		
			462	Krukowska Magdalena				
3	4		153	Manchón Beatriz		1:36.194 (3)	QF	
			158	Smidakova Jana				
			154	Molanes Sonia		2.085		
			156	Portela Teresa				
4	3		602	Kollo Szilvia	47.73 (2)	1:36.826 (4)	QS	
			603	Major-Kubik Renata		49.096 (4)		
			605	Panda Antonia		0.84		2.717
			606	Tibor Marta				
5	2		672	Lisova Kateryna	49.94 (4)	1:38.773 (5)	QS	
			671	Klinova Inna		48.833 (3)		
			673	Muravyova Iryna		3.05		4.664
			674	Osyenko-Radomska Inna				
6	7		444	Sheriff Lisa	50.49 (5)	1:40.647 (6)	QS	
			441	Brun Lie Agnes		50.157 (5)		
			442	Falch Mira		3.60		6.538
			443	Leren Moen Louise				

Progression 1/3 to Fin. 4/7 to SF + 8 BT rest out

Finish line judges	GER	Geissier Wilfried	Course umpires	BEL	Dethise Jean Claude
ECA Chief Official	NED	Müller Elly	Course umpires	ESP	Mondino Turienze José Antonio
Starter	HUN	Denés Gyorgy			

Weather Conditions	Air Temperature:		Wind Speed:	/ m/s
	Water Temperature:		Conditions:	
	Humidity:			

Legend:

QF	Qualified for final	QS	Qualified for semifinal	??	Not clear	X	Eliminated
°C	Degree celsius	m/s	Metres per second				